

APPENDIX A

CURRENT TOLL SCHEDULES

Department-owned Toll FacilitiesPage A-2
Department-operated Toll Facilities Page A-4

TOLL PLAZA CONFIGURATIONS - DEPARTMENT-OWNED FACILITIES

Alligator AlleyPage A-6
Pinellas Bayway SystemPage A-7
Sunshine Skyway Bridge Page A-8
Wekiva Parkway Page A-9

TOLL PLAZA CONFIGURATIONS - DEPARTMENT-OPERATED FACILITIES

Garcon Point BridgePage A-10
Mid-Bay Bridge/Spence ParkwayPage A-11

ENTERPRISE TOLL OPERATIONS

**CURRENT TOLL SCHEDULES
DEPARTMENT-OWNED TOLL FACILITIES
SUNPASS®**

Facility	Location	Ramps To/From	Toll Per Axle					
			2-Axle	3-Axle	4-Axle	5-Axle	6-Axle	Add'l Axles
Alligator Alley	Junction with CR 951	-	Alligator Alley Western Terminus					
	West Plaza	-	\$2.94	\$5.88	\$8.82	\$11.76	\$14.70	\$2.94
	SR 29	E-W	No toll at this location					
	CR 833 (Reservation)	E-W	No toll at this location					
	East Plaza	-	\$2.94	\$5.88	\$8.82	\$11.76	\$14.70	\$2.94
	Junction with US 27	-	Alligator Alley Eastern Terminus					
Pinellas Bayway System	Junction with SR 699	-	Pinellas Bayway Western Terminus					
	West Plaza	-	\$0.54	\$1.08	\$1.62	\$2.16	\$2.70	\$0.54
	South Plaza	-	\$0.26	\$0.52	\$0.78	\$1.04	\$1.30	\$0.26
	East Plaza	-	\$0.54	\$1.08	\$1.62	\$2.16	\$2.70	\$0.54
	Junction with US 19	-	Pinellas Bayway Eastern Terminus					
Sunshine Skyway Bridge	North Plaza	-	\$1.07	\$2.14	\$3.21	\$4.28	\$5.35	\$1.07
	South Plaza	-	\$1.07	\$2.14	\$3.21	\$4.28	\$5.35	\$1.07
Wekiva Parkway ⁽¹⁾	SR 429/Mt. Plymouth	-	\$0.76	\$1.52	\$2.28	\$3.04	\$3.80	\$0.76

Note: The toll rates above reflect the most current rates as of October 29, 2017 (FY 2018) toll rate indexing.
 The toll rates for SunPass® customers may be lower depending on the discount program or annual pass program of the respective facility.
 (1) The first three-mile section of Wekiva Parkway opened January 20, 2016 (FY 2016).

**CURRENT TOLL SCHEDULES
DEPARTMENT-OWNED TOLL FACILITIES
CASH/TOLL-BY-PLATE®***

Facility	Location	Ramps To/From	Toll Per Axle					
			2-Axle	3-Axle	4-Axle	5-Axle	6-Axle	Add'l Axles
Alligator Alley	Junction with CR 951	-	Alligator Alley Western Terminus					
	West Plaza	-	\$3.25	\$6.50	\$9.75	\$13.00	\$16.25	\$3.25
	SR 29	E-W	No toll at this location					
	CR 833 (Reservation)	E-W	No toll at this location					
	East Plaza	-	\$3.25	\$6.50	\$9.75	\$13.00	\$16.25	\$3.25
	Junction with US 27	-	Alligator Alley Eastern Terminus					
Pinellas Bayway System	Junction with SR 699	-	Pinellas Bayway Western Terminus					
	West Plaza	-	\$1.00	\$2.00	\$3.00	\$4.00	\$5.00	\$1.00
	South Plaza	-	\$0.75	\$1.50	\$2.25	\$3.00	\$3.75	\$0.75
	East Plaza	-	\$1.00	\$2.00	\$3.00	\$4.00	\$5.00	\$1.00
	Junction with US 19	-	Pinellas Bayway Eastern Terminus					
Sunshine Skyway Bridge	North Plaza	-	\$1.50	\$3.00	\$4.50	\$6.00	\$7.50	\$1.50
	South Plaza	-	\$1.50	\$3.00	\$4.50	\$6.00	\$7.50	\$1.50
Wekiva Parkway ⁽¹⁾	SR 429/Mt. Plymouth	-	\$1.01	\$2.02	\$3.03	\$4.04	\$5.05	\$1.01

Note: The toll rates above reflect the most current rates as of October 29, 2017 (FY 2018) toll rate indexing.

* TOLL-BY-PLATE® toll rates in effect on Wekiva Parkway.

(1) The first three-mile section of Wekiva Parkway opened January 20, 2016 (FY 2016).

ENTERPRISE TOLL OPERATIONS

**CURRENT TOLL SCHEDULES
DEPARTMENT-OPERATED TOLL FACILITIES
SUNPASS®**

Facility	Location	Ramps To/From	Toll Per Axle					
			2-Axle	3-Axle	4-Axle	5-Axle	6-Axle	Add'l Axles
Garcon Point Bridge	Junction with CR 191	-	Garcon Point Northern Terminus					
	Toll Plaza	-	\$3.75	\$7.50	\$11.25	\$15.00	\$18.75	\$3.75
	Junction with US 98	-	Garcon Point Southern Terminus					
Mid-Bay Bridge ⁽¹⁾	Junction with SR 85	-	Spence Parkway Northern Terminus					
	Spence Parkway Toll Plaza	-	\$1.50	\$4.00	\$6.00	\$8.00	\$10.00	\$2.00
	Junction with SR 20	-	Mid-Bay Bridge Northern Terminus					
	Mainline Toll Plaza	-	\$3.00	\$8.00	\$12.00	\$16.00	\$20.00	\$4.00
	Junction with US 98	-	Mid-Bay Bridge Southern Terminus					

Note: The toll rates for SunPass® customers may be lower depending on the discount program or annual pass program of the respective facility.

(1) Mid-Bay Bridge toll rates effective October 1, 2015 (Authority FY 2016).

**CURRENT TOLL SCHEDULES
DEPARTMENT-OPERATED TOLL FACILITIES
CASH/TOLL-BY-PLATE®***

Facility	Location	Ramps To/From	Toll Per Axle					
			2-Axle	3-Axle	4-Axle	5-Axle	6-Axle	Add'l Axles
Garcon Point Bridge	Junction with CR 191	-	Garcon Point Northern Terminus					
	Toll Plaza	-	\$3.75	\$7.50	\$11.25	\$15.00	\$18.75	\$3.75
	Junction with US 98	-	Garcon Point Southern Terminus					
Mid-Bay Bridge ⁽¹⁾	Junction with SR 85	-	Spence Parkway Northern Terminus					
	Spence Parkway Toll Plaza	-	\$2.00	\$4.00	\$6.00	\$8.00	\$10.00	\$2.00
	Junction with SR 20	-	Mid-Bay Bridge Northern Terminus					
	Mainline Toll Plaza	-	\$4.00	\$8.00	\$12.00	\$16.00	\$20.00	\$4.00
	Junction with US 98	-	Mid-Bay Bridge Southern Terminus					

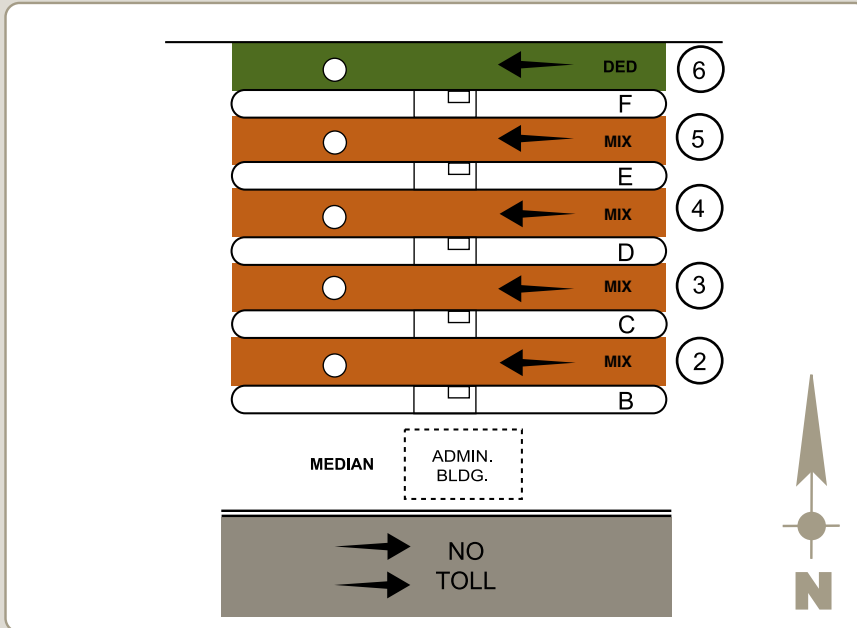
*TOLL-BY-PLATE® toll rates in effect on Spence Parkway.

(1) Mid-Bay Bridge toll rates effective October 1, 2015 (Authority FY 2016).

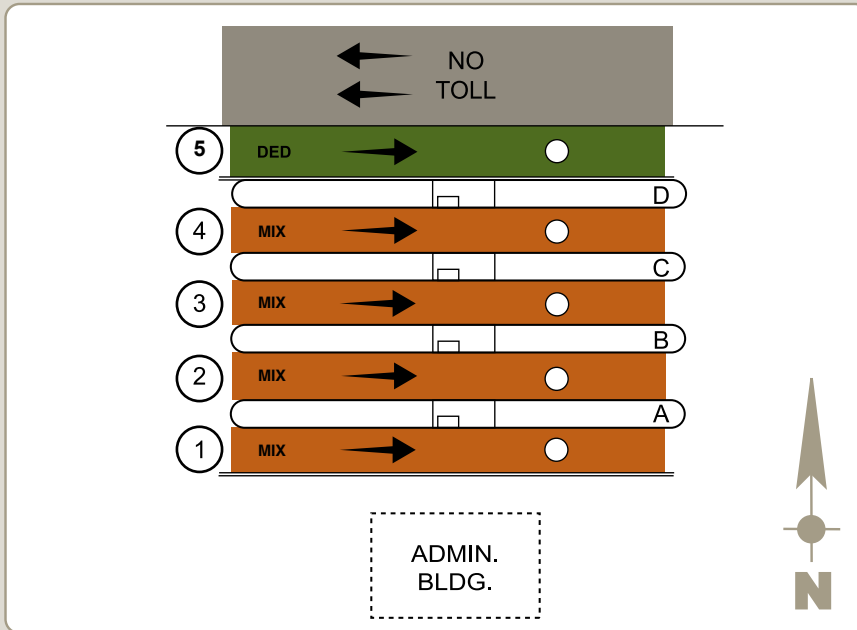
ENTERPRISE TOLL OPERATIONS

**ALLIGATOR ALLEY (EVERGLADES PARKWAY)
EAST AND WEST PLAZAS**

ALLIGATOR ALLEY EAST - PLAZA NO. 106100



ALLIGATOR ALLEY WEST - PLAZA NO. 106200



LEGEND

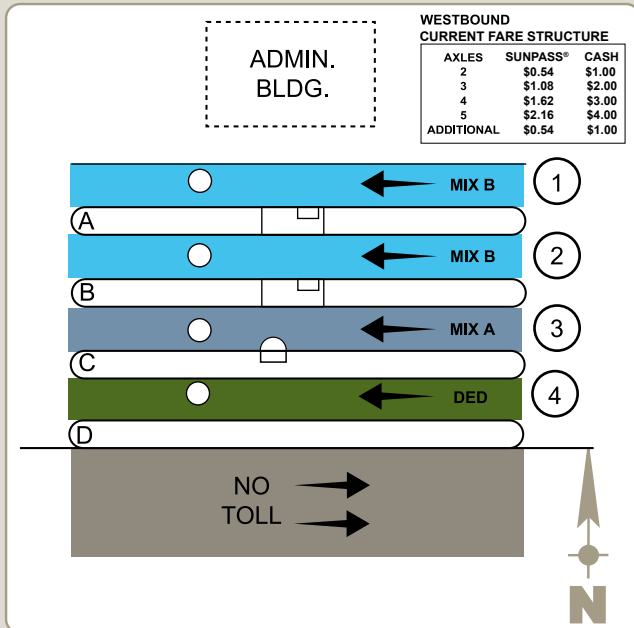
DED:	Dedicated SunPass® Lane
MIX:	Manual Booth and SunPass® Lane

CURRENT FARE STRUCTURE

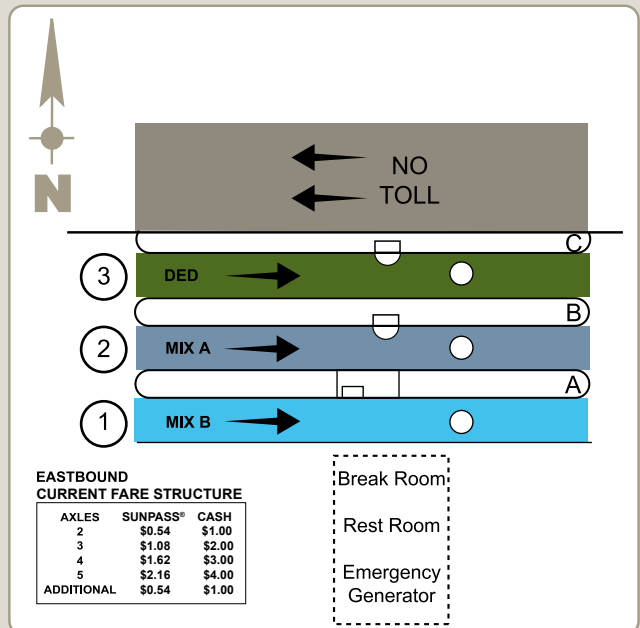
AXLES	SUNPASS®	CASH
2	\$2.94	\$3.25
3	\$5.88	\$6.50
4	\$8.82	\$9.75
5	\$11.76	\$13.00
ADDITIONAL	\$2.94	\$3.25

PINELLAS BAYWAY SYSTEM

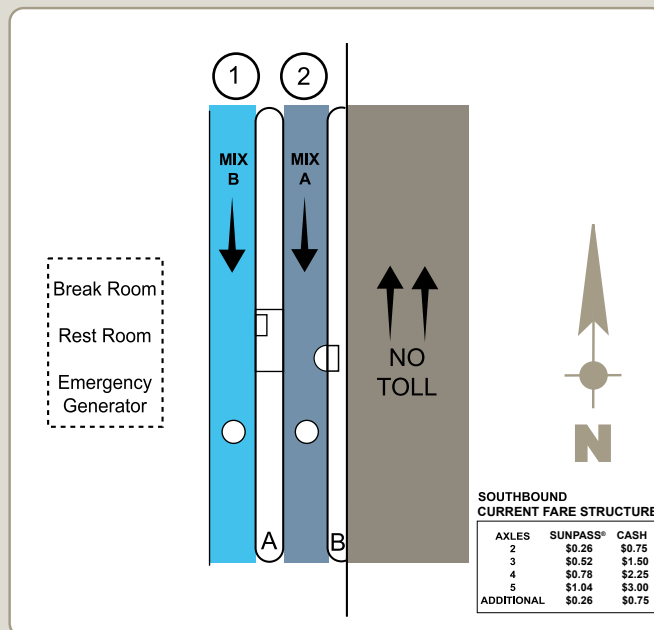
PINELLAS BAYWAY I (EAST) - PLAZA NO. 101300



PINELLAS BAYWAY II (WEST) - PLAZA NO. 101310



PINELLAS BAYWAY IV (SOUTH) - PLAZA NO. 101320



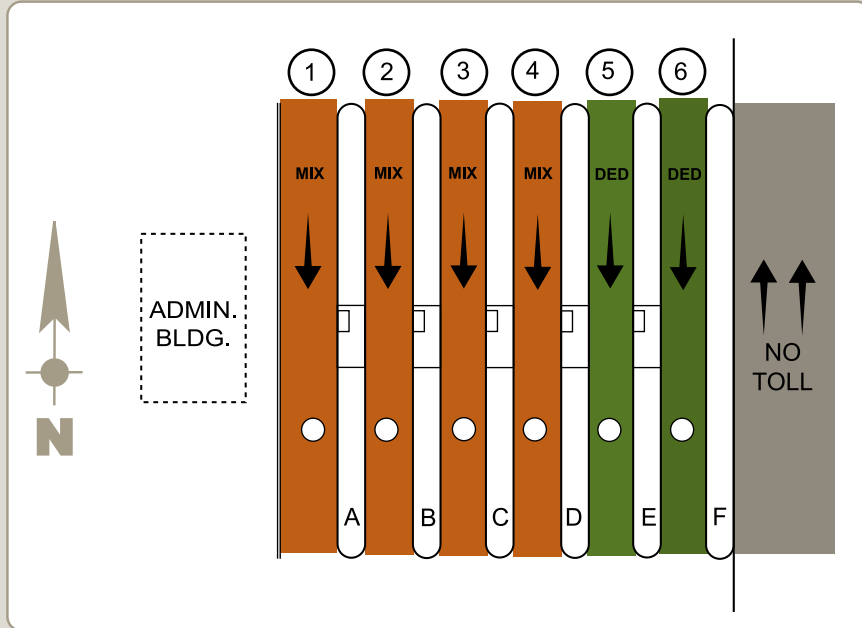
LEGEND

- DED:** Dedicated SunPass® Lane
- MIX A:** Automatic Coin and SunPass® Lane
- MIX B:** Manual Booth and SunPass® Lane

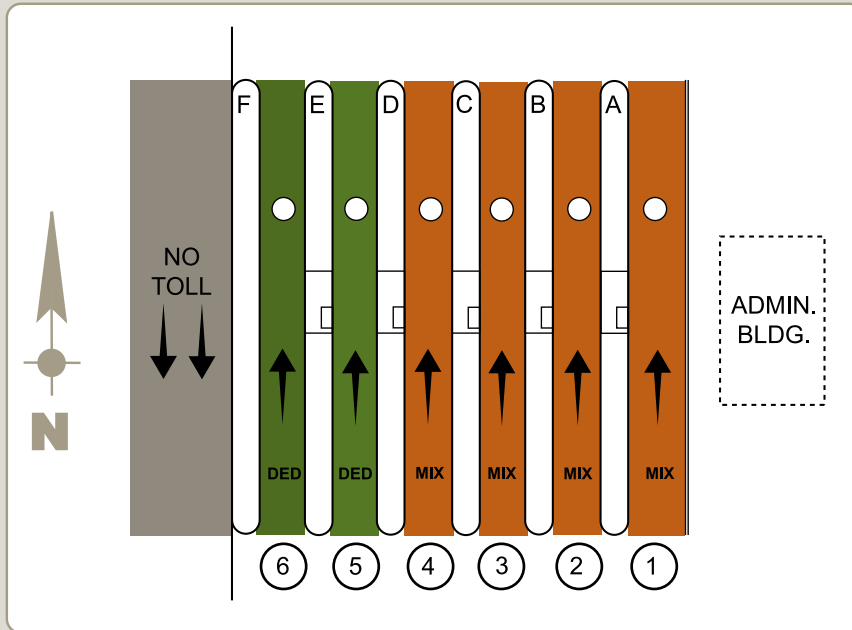
ENTERPRISE TOLL OPERATIONS

**SUNSHINE SKYWAY BRIDGE
NORTH AND SOUTH PLAZAS**

SKYWAY NORTH - PLAZA NO. 101400



SKYWAY SOUTH - PLAZA NO. 101500



LEGEND

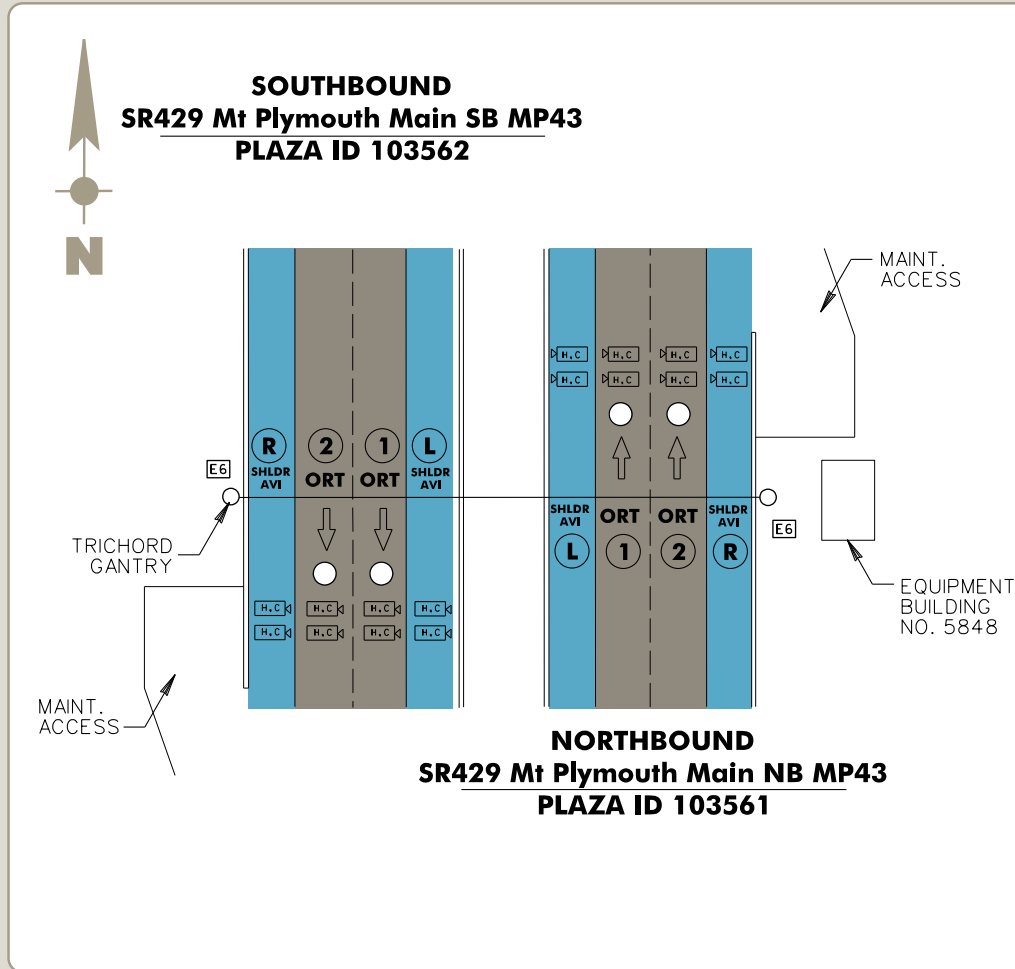
DED: Dedicated SunPass® Lane
MIX: Manual Booth and SunPass® Lane

CURRENT FARE STRUCTURE

AXLES	SUNPASS®	CASH
2	\$1.07	\$1.50
3	\$2.14	\$3.00
4	\$3.21	\$4.50
5	\$4.28	\$6.00
ADDITIONAL	\$1.07	\$1.50

WEKIVA PARKWAY

WEKIVA PARKWAY



LEGEND

ORT: Open Road Tolling Lane

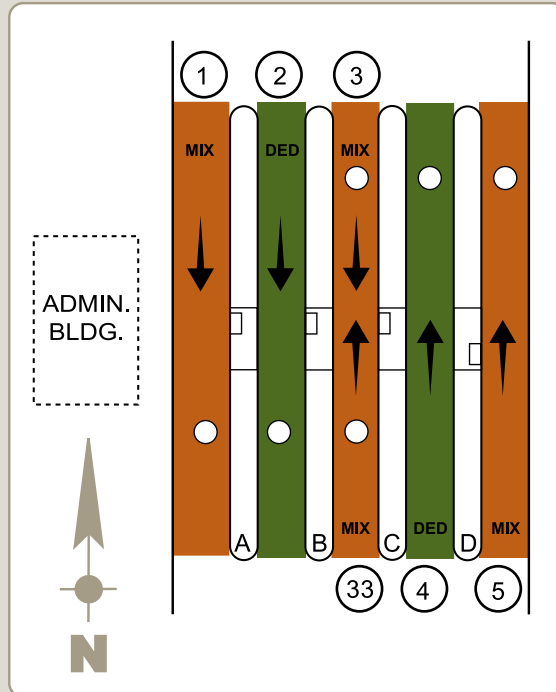
CURRENT FARE STRUCTURE

Axles	SUNPASS®	TOLL-BY-PLATE®
2	\$0.76	\$1.01
3	\$1.52	\$2.02
4	\$2.28	\$3.03
5	\$3.04	\$4.04
Additional	\$0.76	\$1.01

ENTERPRISE TOLL OPERATIONS

GARCON POINT BRIDGE

GARCON POINT BRIDGE - PLAZA NO. 101900



LEGEND

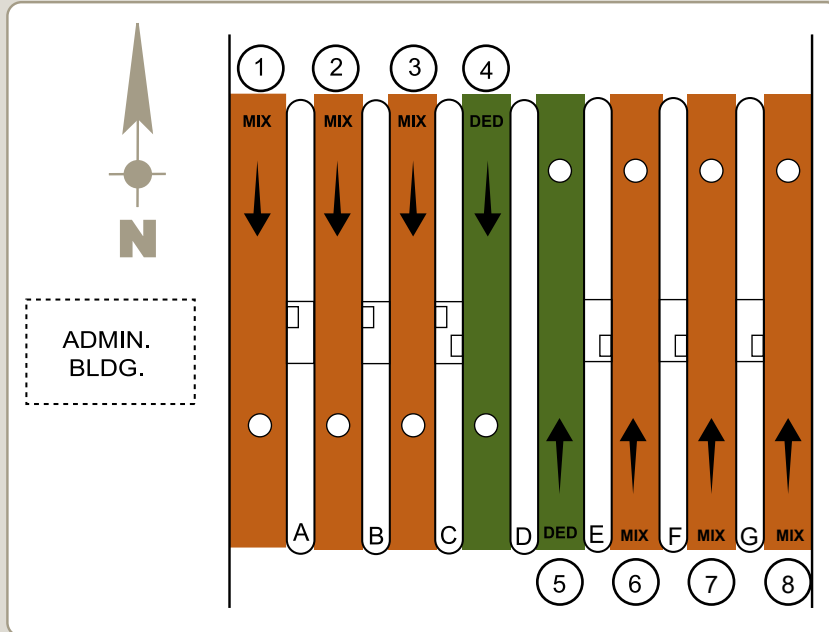
DED: Dedicated SunPass® Lane
MIX: Manual Booth and SunPass® Lane

CURRENT FARE STRUCTURE

AXLES	SUNPASS® AND CASH
2	\$3.75
3	\$7.50
4	\$11.25
5	\$15.00
ADDITIONAL	\$3.75

MID-BAY BRIDGE/SPENCE PARKWAY

MID-BAY BRIDGE - PLAZA NO. 101800



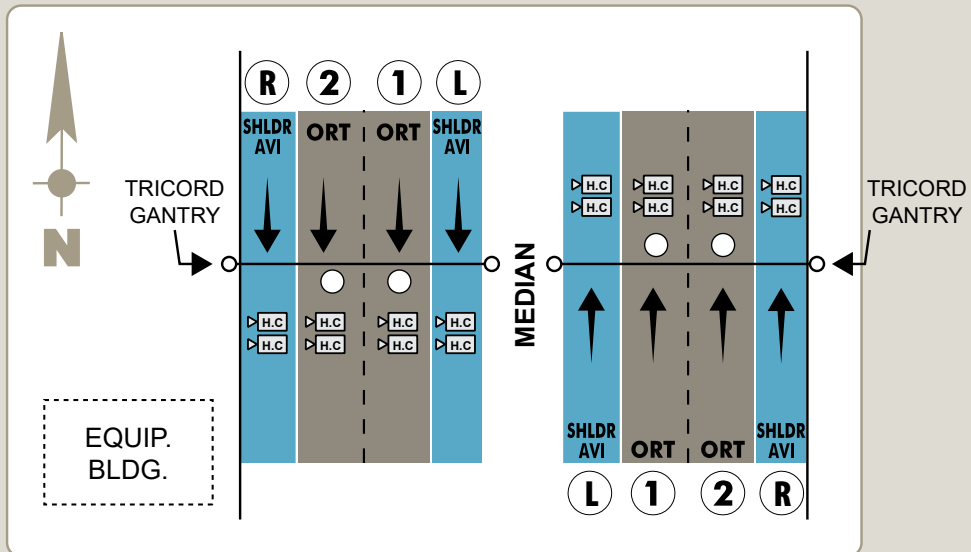
CURRENT FARE STRUCTURE

AXLES	SUNPASS®	CASH
2	\$3.00	\$4.00
3	\$8.00	\$8.00
4	\$12.00	\$12.00
5	\$16.00	\$16.00
ADDITIONAL	\$4.00	\$4.00

LEGEND

DED: Dedicated SunPass® Lane
 MIX: Manual Booth and SunPass® Lane

SPENCE PARKWAY - PLAZA NO. 101810



CURRENT FARE STRUCTURE

AXLES	SUNPASS®	TOLL-BY-PLATE®
2	\$1.50	\$2.00
3	\$4.00	\$4.00
4	\$6.00	\$6.00
5	\$8.00	\$8.00
ADDITIONAL	\$2.00	\$2.00

LEGEND

ORT: Open Road Tolling Lane

THIS PAGE INTENTIONALLY LEFT BLANK