

Toll Rates for Florida Turnpike System and Florida Department of Transportation (FDOT) Toll Facilities

West Central Florida



Veterans Expressway

(SR 589) Hillsborough County

VETERANS EXPRESSWAY										
Mile Post - Description	SunPass Rate					TOLL-BY-PLATE Rate				
	2 Axle	3 Axle	4 Axle	5 Axle	Add'l Axles	2 Axle	3 Axle	4 Axle	5 Axle	Add'l Axles
12 -Hutchison Road	\$0.54	\$1.08	\$1.62	\$2.16	\$0.54	\$0.80	\$1.60	\$2.40	\$3.20	\$0.80
11 -SUGARWOOD PLAZA	\$0.80	\$1.60	\$2.40	\$3.20	\$0.80	\$1.07	\$2.14	\$3.21	\$4.28	\$1.07
9 -Gunn Highway	\$0.26	\$0.52	\$0.78	\$1.04	\$0.26	\$0.54	\$1.08	\$1.62	\$2.16	\$0.54
8 -Wilsky Boulevard	\$0.54	\$1.08	\$1.62	\$2.16	\$0.54	\$0.80	\$1.60	\$2.40	\$3.20	\$0.80
6 -ANDERSON PLAZA	\$1.07	\$2.14	\$3.21	\$4.28	\$1.07	\$1.34	\$2.68	\$4.02	\$5.36	\$1.34
6B -Anderson Road	\$1.07	\$2.14	\$3.21	\$4.28	\$1.07	\$1.34	\$2.68	\$4.02	\$5.36	\$1.34
6A -Waters Avenue	\$0.54	\$1.08	\$1.62	\$2.16	\$0.54	\$0.80	\$1.60	\$2.40	\$3.20	\$0.80
4 -Hillsborough Avenue	\$0.26	\$0.52	\$0.78	\$1.04	\$0.26	\$0.54	\$1.08	\$1.62	\$2.16	\$0.54



Veterans Expressway (SR 589) - Toll Rates (10/2017)



SunPass® Toll Rate

TOLL-BY-PLATE® Toll Rate

Toll Plaza (All-Electronic)

Interchange With Toll Collection

Interchange With No Toll Collection

Existing Turnpike System Facility, Veterans Expressway

Existing Turnpike System Facility

Interstate Highway

Arterial

Other Road

County Boundary

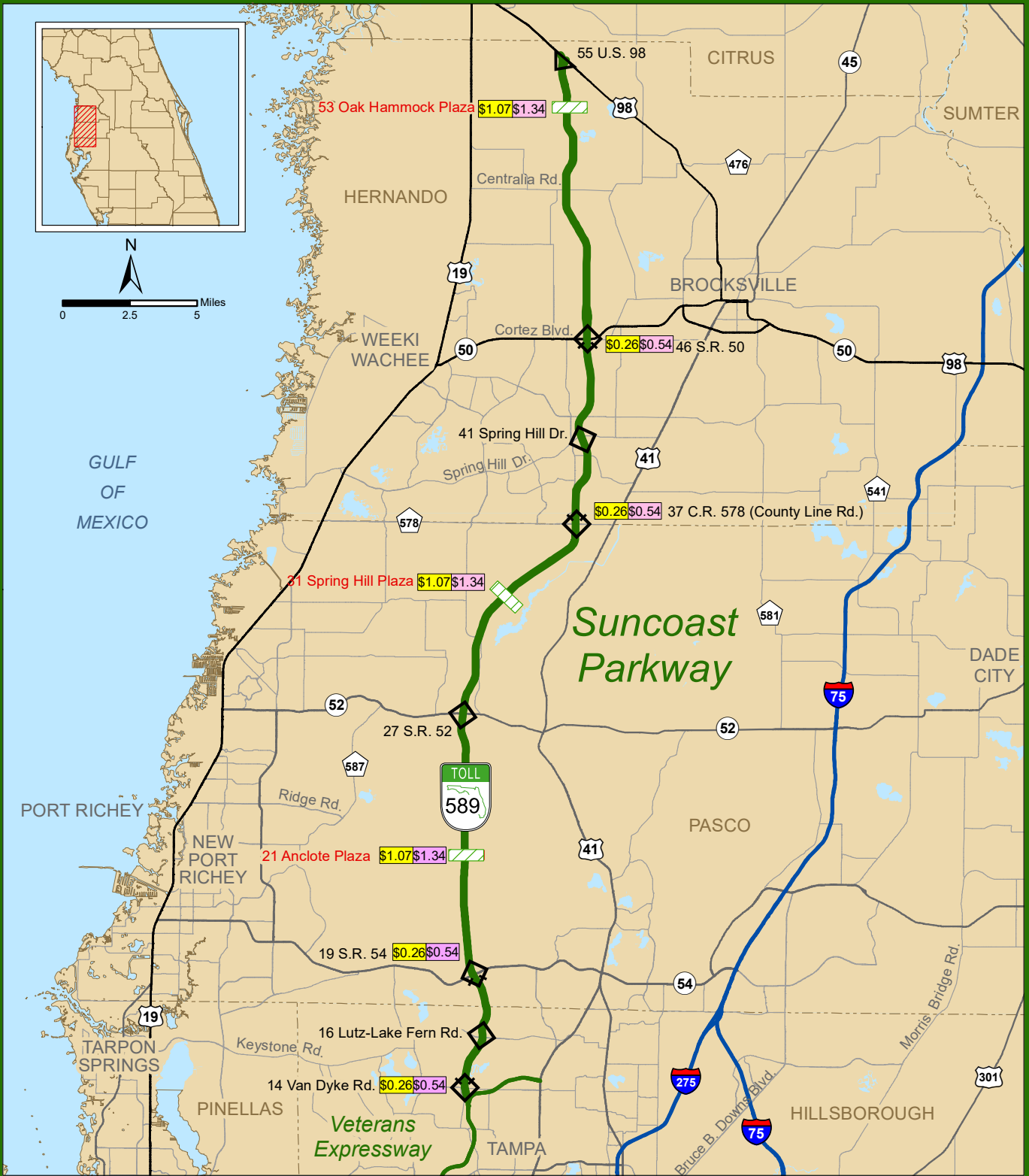
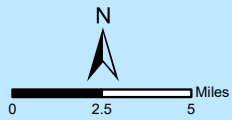
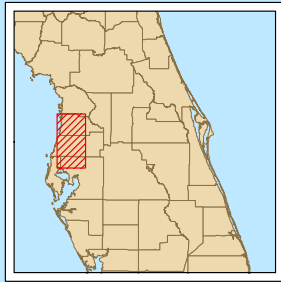


Sources: NAVTEQ 2017
Florida's Turnpike Enterprise, 2017

Suncoast Parkway

(SR 589) Hillsborough, Pasco, and Hernando Counties

SUNCOAST PARKWAY										
Mile Post - Description	SunPass Rate					TOLL-BY-PLATE Rate				
	2 Axle	3 Axle	4 Axle	5 Axle	Add'l Axles	2 Axle	3 Axle	4 Axle	5 Axle	Add'l Axles
53-OAK HAMMOCK PLAZA	\$1.07	\$2.14	\$3.21	\$4.28	\$1.07	\$1.34	\$2.68	\$4.02	\$5.36	\$1.34
46-SR 50	\$0.26	\$0.52	\$0.78	\$1.04	\$0.26	\$0.54	\$1.08	\$1.62	\$2.16	\$0.54
37-CR 578 (County Line Rd.)	\$0.26	\$0.52	\$0.78	\$1.04	\$0.26	\$0.54	\$1.08	\$1.62	\$2.16	\$0.54
31-SPRING HILL PLAZA	\$1.07	\$2.14	\$3.21	\$4.28	\$1.07	\$1.34	\$2.68	\$4.02	\$5.36	\$1.34
21-ANCLOTE PLAZA	\$1.07	\$2.14	\$3.21	\$4.28	\$1.07	\$1.34	\$2.68	\$4.02	\$5.36	\$1.34
19-SR 54	\$0.26	\$0.52	\$0.78	\$1.04	\$0.26	\$0.54	\$1.08	\$1.62	\$2.16	\$0.54
14-Van Dyke Road	\$0.26	\$0.52	\$0.78	\$1.04	\$0.26	\$0.54	\$1.08	\$1.62	\$2.16	\$0.54



Suncoast Parkway (SR 589) - Toll Rates (01/2020)



- \$0.00 SunPass® Toll Rate
- \$0.00 TOLL-BY-PLATE® Toll Rate
- \$0.00 Toll Plaza (All-Electronic)

- Interchange With Toll Collection
- Interchange With No Toll Collection
- Existing Turnpike System Facility, Suncoast Parkway
- Existing Turnpike System Facility

- Interstate Highway
- Arterial
- Other Road
- County Boundary



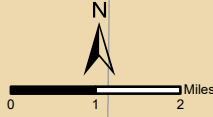
Sources: HERE 2019
Florida's Turnpike Enterprise, 2019

Polk Parkway

(SR 570) Polk County

POLK PARKWAY										
Mile Post - Description	SunPass Rate					Cash Rate / TOLL-BY-PLATE Rate				
	2 Axle	3 Axle	4 Axle	5 Axle	Add'l Axles	2 Axle	3 Axle	4 Axle	5 Axle	Add'l Axles
23 - Pace Road	\$0.26	\$0.52	\$0.78	\$1.04	\$0.26	NA / \$0.54	NA / \$1.08	NA / \$1.62	NA / \$2.16	NA / \$0.54
21 - EASTERN PLAZA	\$1.07	\$2.14	\$3.21	\$4.28	\$1.07	\$1.50	\$3.00	\$4.50	\$6.00	\$1.50
18 - CR 546 (Old Dixie Hwy)	\$0.26	\$0.52	\$0.78	\$1.04	\$0.26	\$0.75	\$1.50	\$2.25	\$3.00	\$0.75
14 - SR 540	\$0.54	\$1.08	\$1.62	\$2.16	\$0.54	\$1.00	\$2.00	\$3.00	\$4.00	\$1.00
13 - CENTRAL PLAZA	\$1.07	\$2.14	\$3.21	\$4.28	\$1.07	\$1.50	\$3.00	\$4.50	\$6.00	\$1.50
9 - Lakeland Highlands Rd.	\$0.26	\$0.52	\$0.78	\$1.04	\$0.26	\$0.75	\$1.50	\$2.25	\$3.00	\$0.75
8 - WESTERN PLAZA	\$1.07	\$2.14	\$3.21	\$4.28	\$1.07	\$1.50	\$3.00	\$4.50	\$6.00	\$1.50
7 - South Florida Avenue	\$0.54	\$1.08	\$1.62	\$2.16	\$0.54	\$1.00	\$2.00	\$3.00	\$4.00	\$1.00
5 - Harden Boulevard	\$0.54	\$1.08	\$1.62	\$2.16	\$0.54	\$1.00	\$2.00	\$3.00	\$4.00	\$1.00
4 - Waring Road	\$0.54	\$1.08	\$1.62	\$2.16	\$0.54	\$1.00	\$2.00	\$3.00	\$4.00	\$1.00
3 - Airport Road	\$0.26	\$0.52	\$0.78	\$1.04	\$0.26	\$0.75	\$1.50	\$2.25	\$3.00	\$0.75

NA = Cash toll collection not available at this location. Amounts shown are TOLL-BY-PLATE Rates.



Polk Parkway (SR 570) - Toll Rates (10/2017)



- \$0.00 SunPass® Toll Rate
- \$0.00 Cash Toll Rate
- \$0.00 TOLL-BY-PLATE® Toll Rate
- Toll Plaza

- ◇ ▲ Interchange With Toll Collection
- ◇ ▲ Interchange With No Toll Collection
- Existing Turnpike System Facility, Polk Parkway
- Interstate Highway

- Arterial
- Other Road
- County Boundary

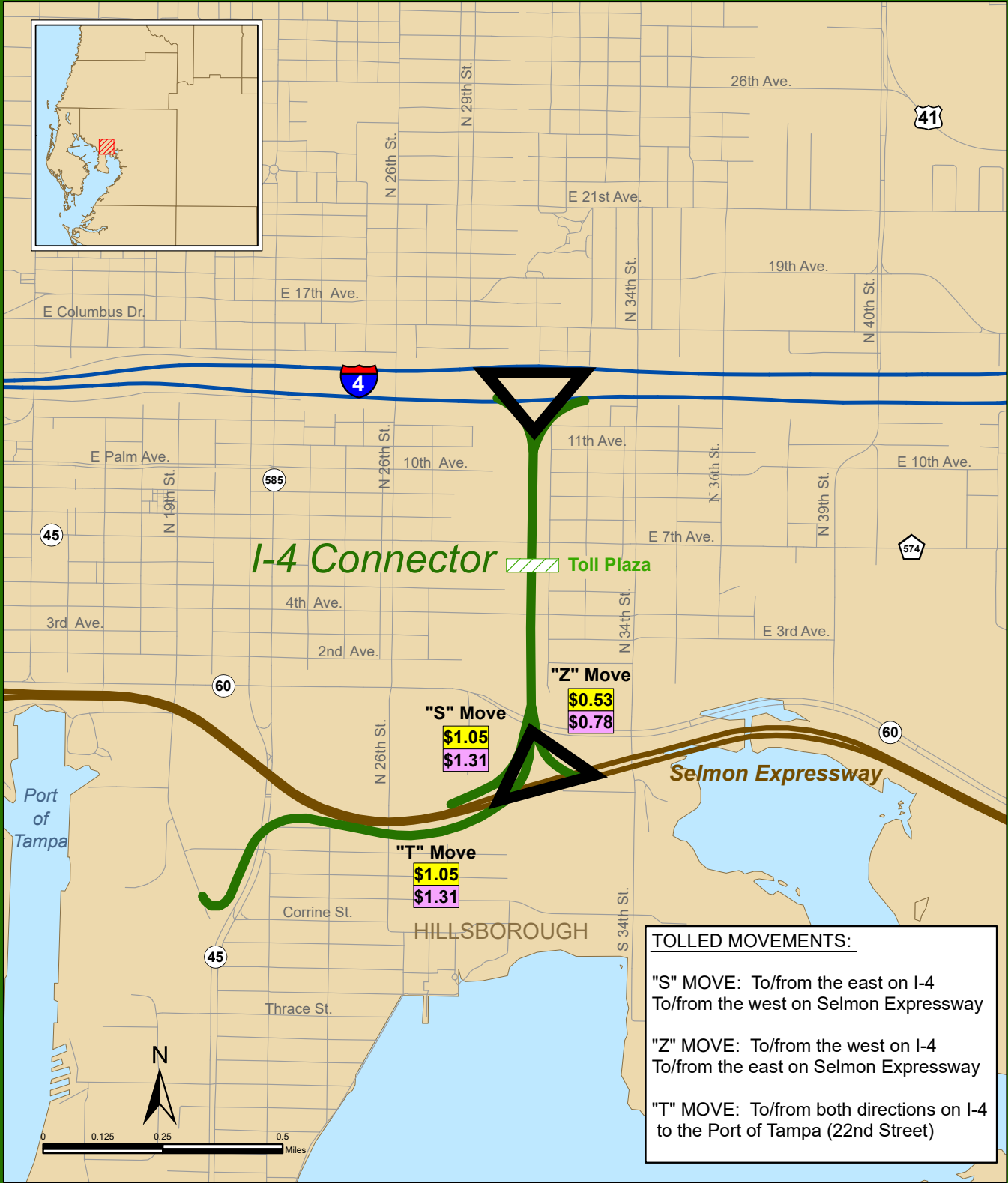
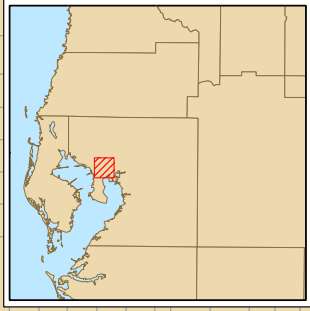


Sources: NAVTEQ 2017
Florida's Turnpike Enterprise, 2017

I-4 Connector

Hillsborough County

I-4 CONNECTOR										
Mile Post - Description	SunPass Rate					TOLL-BY-PLATE Rate				
	2 Axle	3 Axle	4 Axle	5 Axle	Add'l Axles	2 Axle	3 Axle	4 Axle	5 Axle	Add'l Axles
0.4 -MAINLINE PLAZA (S-Move)	\$1.05	\$2.10	\$3.15	\$4.20	\$1.05	\$1.31	\$2.62	\$3.93	\$5.24	\$1.31
0.4 -MAINLINE PLAZA (Z-Move)	\$0.53	\$1.06	\$1.59	\$2.12	\$0.53	\$0.78	\$1.56	\$2.34	\$3.12	\$0.78
0.4 -MAINLINE PLAZA (T-Move)	\$1.05	\$1.05	\$1.05	\$1.05	--	\$1.31	\$1.31	\$1.31	\$1.31	--



I-4 Connector - Toll Rates (10/2017)



SunPass® Toll Rate

TOLL-BY-PLATE® Toll Rate

Toll Plaza (All-Electronic)

I-4 Connector

Interchange With No Toll Collection

Interstate Highway

Other Toll Road

Arterial

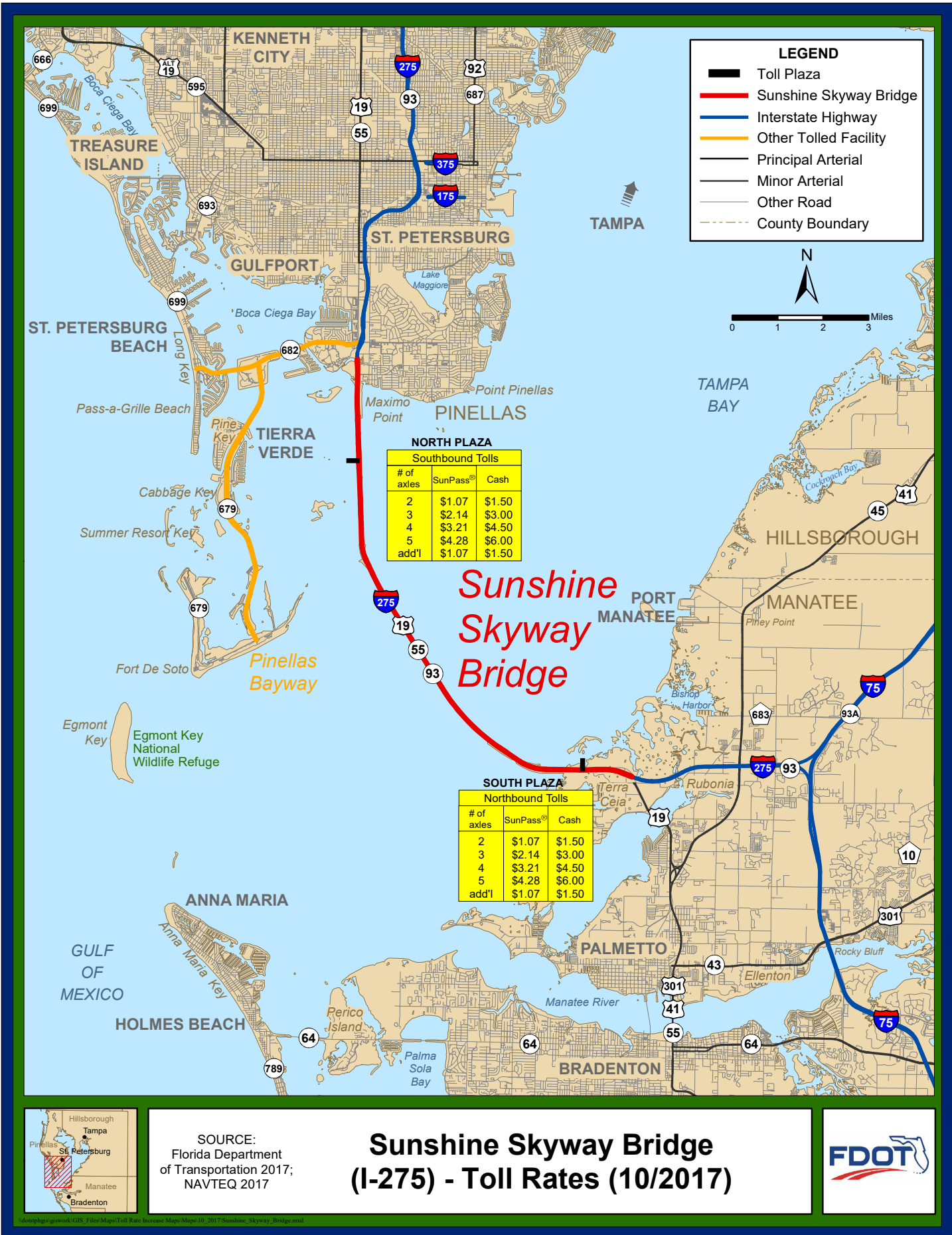
Other Road

Sources: NAVTEQ 2017
 Florida's Turnpike Enterprise, 2017

Sunshine Skyway Bridge

(I-275) Pinellas, Hillsborough and Manatee Counties

SUNSHINE SKYWAY BRIDGE										
Mile Post - Description	SunPass Rate					Cash Rate				
	2 Axle	3 Axle	4 Axle	5 Axle	Add'l Axles	2 Axle	3 Axle	4 Axle	5 Axle	Add'l Axles
15 -NORTH PLAZA	\$1.07	\$2.14	\$3.21	\$4.28	\$1.07	\$1.50	\$3.00	\$4.50	\$6.00	\$1.50
6 -SOUTH PLAZA	\$1.07	\$2.14	\$3.21	\$4.28	\$1.07	\$1.50	\$3.00	\$4.50	\$6.00	\$1.50



LEGEND

- Toll Plaza
- Sunshine Skyway Bridge
- Interstate Highway
- Other Tolled Facility
- Principal Arterial
- Minor Arterial
- Other Road
- County Boundary

NORTH PLAZA
Southbound Tolls

# of axles	SunPass®	Cash
2	\$1.07	\$1.50
3	\$2.14	\$3.00
4	\$3.21	\$4.50
5	\$4.28	\$6.00
add'l	\$1.07	\$1.50

Sunshine Skyway Bridge

SOUTH PLAZA
Northbound Tolls

# of axles	SunPass®	Cash
2	\$1.07	\$1.50
3	\$2.14	\$3.00
4	\$3.21	\$4.50
5	\$4.28	\$6.00
add'l	\$1.07	\$1.50



SOURCE:
 Florida Department of Transportation 2017;
 NAVTEQ 2017

Sunshine Skyway Bridge (I-275) - Toll Rates (10/2017)











Pinellas Bayway System

(SR 682 and SR 679) Pinellas County

PINELLAS BAYWAY SYSTEM										
Mile Post - Description	SunPass Rate					Cash Rate				
	2 Axle	3 Axle	4 Axle	5 Axle	Add'l Axles	2 Axle	3 Axle	4 Axle	5 Axle	Add'l Axles
1 -PINELLAS BAYWAY II (WEST PLAZA)	\$0.54	\$1.08	\$1.62	\$2.16	\$0.54	\$1.00	\$2.00	\$3.00	\$4.00	\$1.00
3 -PINELLAS BAYWAY I (EAST PLAZA)	\$0.54	\$1.08	\$1.62	\$2.16	\$0.54	\$1.00	\$2.00	\$3.00	\$4.00	\$1.00
6 -PINELLAS BAYWAY IV (SOUTH PLAZA)	\$0.26	\$0.52	\$0.78	\$1.04	\$0.26	\$0.75	\$1.50	\$2.25	\$3.00	\$0.75

Pinellas Bayway System offers a commuter pass transponder for \$50 annually which allows 2-axle vehicles unlimited passage through all three Pinellas Bayway toll plazas. The commuter pass transponder (a SunPass mini) must be affixed to the vehicle's windshield and is valid only for one vehicle for which the pass holder is the registered owner. All passes expire on September 30th regardless of the purchase date. For purchase information see <https://www.sunpass.com/discountsAndRebates> or call 1-888-865-5352.

LEGEND

-  Toll Plaza
-  Pinellas Bayway System
-  Interstate Highway
-  Other Tolled Facility
-  Principal Arterial
-  Minor Arterial
-  Other Road
-  County Boundary

Westbound Tolls

# of axles	SunPass SM	Cash
2	\$0.54	\$1.00
3	\$1.08	\$2.00
4	\$1.62	\$3.00
5	\$2.16	\$4.00
add'l	\$0.54	\$1.00

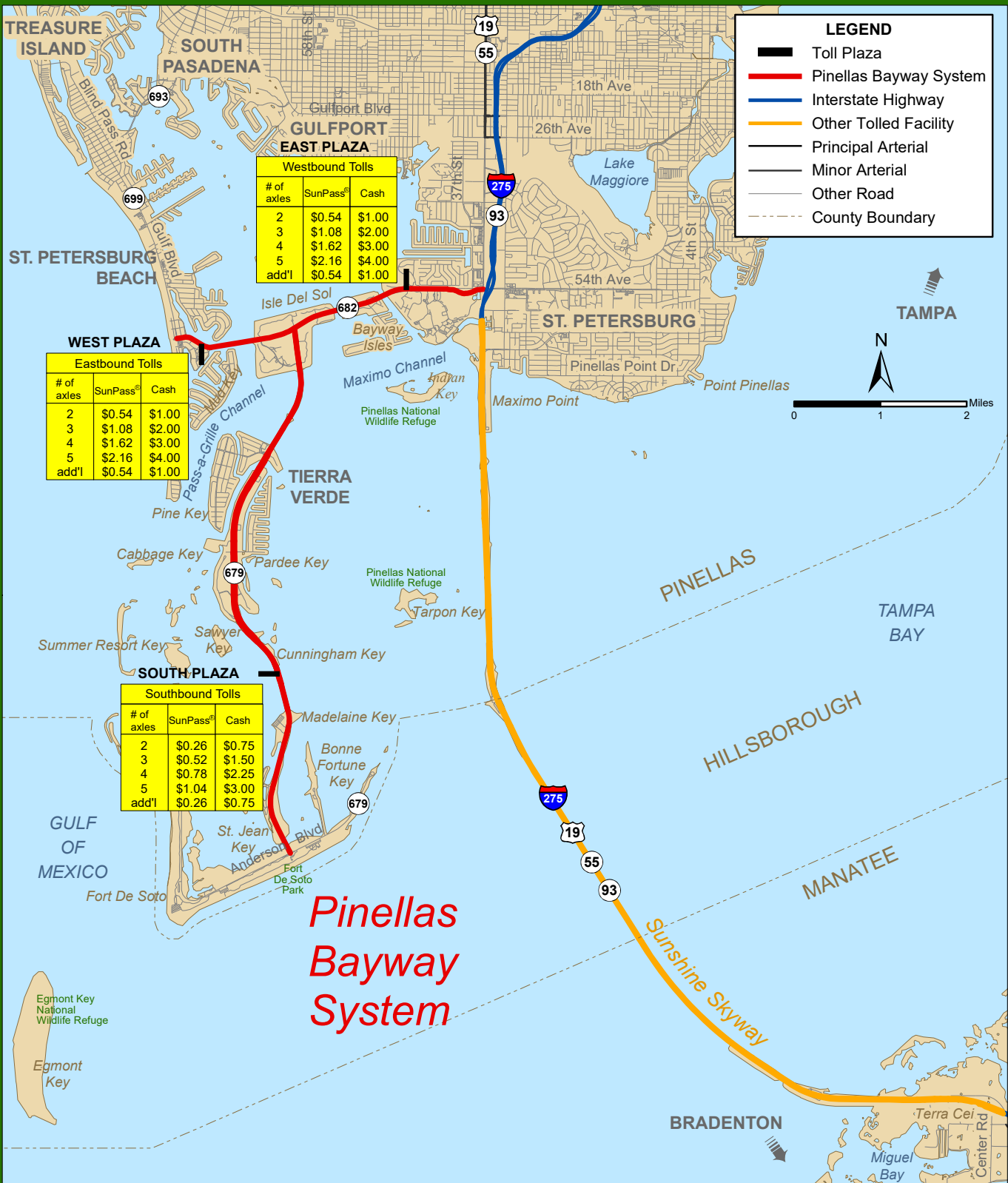
Eastbound Tolls

# of axles	SunPass SM	Cash
2	\$0.54	\$1.00
3	\$1.08	\$2.00
4	\$1.62	\$3.00
5	\$2.16	\$4.00
add'l	\$0.54	\$1.00

Southbound Tolls

# of axles	SunPass SM	Cash
2	\$0.26	\$0.75
3	\$0.52	\$1.50
4	\$0.78	\$2.25
5	\$1.04	\$3.00
add'l	\$0.26	\$0.75

Pinellas Bayway System



SOURCE:
Florida Department
of Transportation 2017;
NAVTEQ 2017

Pinellas Bayway System (SR 682 and SR 679) - Toll Rates (10/2017)

