

Appendix A

Current Toll Schedules

Department-owned Toll FacilitiesPage A-2

Department-operated Toll FacilitiesPage A-4

Toll Plaza Configurations - Department-owned Facilities

Alligator Alley.....Page A-6

Pinellas Bayway SystemPage A-7

Sunshine Skyway Bridge.....Page A-8

Wekiva Parkway Page A-9

Toll Plaza Configurations - Department-operated Facilities

Garcon Point Bridge Page A-10

Mid-Bay Bridge/Spence Parkway..... Page A-11

ENTERPRISE TOLL OPERATIONS

**Current Toll Schedules
Department-owned Toll Facilities
SunPass®**

| Facility | Location | Ramps To/From | Toll Per Axle | | | | | |
|-------------------------------|----------------------|---------------|----------------------------------|--------|--------|---------|---------|-------------|
| | | | 2-Axle | 3-Axle | 4-Axle | 5-Axle | 6-Axle | Add'l Axles |
| Alligator Alley | Junction with CR 951 | - | Alligator Alley Western Terminus | | | | | |
| | West Plaza | - | \$2.94 | \$5.88 | \$8.82 | \$11.76 | \$14.70 | \$2.94 |
| | SR 29 | E-W | No toll at this location | | | | | |
| | CR 833 (Reservation) | E-W | No toll at this location | | | | | |
| | East Plaza | - | \$2.94 | \$5.88 | \$8.82 | \$11.76 | \$14.70 | \$2.94 |
| | Junction with US 27 | - | Alligator Alley Eastern Terminus | | | | | |
| Pinellas Bayway System | Junction with SR 699 | - | Pinellas Bayway Western Terminus | | | | | |
| | West Plaza | - | \$0.54 | \$1.08 | \$1.62 | \$2.16 | \$2.70 | \$0.54 |
| | South Plaza | - | \$0.26 | \$0.52 | \$0.78 | \$1.04 | \$1.30 | \$0.26 |
| | East Plaza | - | \$0.54 | \$1.08 | \$1.62 | \$2.16 | \$2.70 | \$0.54 |
| | Junction with US 19 | - | Pinellas Bayway Eastern Terminus | | | | | |
| Sunshine Skyway Bridge | North Plaza | - | \$1.07 | \$2.14 | \$3.21 | \$4.28 | \$5.35 | \$1.07 |
| | South Plaza | - | \$1.07 | \$2.14 | \$3.21 | \$4.28 | \$5.35 | \$1.07 |
| Wekiva Parkway ⁽¹⁾ | SR 429/Mt. Plymouth | - | \$0.76 | \$1.52 | \$2.28 | \$3.04 | \$3.80 | \$0.76 |

Note: The toll rates above reflect the most current rates as of October 29, 2017 (FY 2018) toll rate indexing.

The toll rates for SunPass® customers may be lower depending on the discount program or annual pass program of the respective facility.

⁽¹⁾ The first three-mile section of Wekiva Parkway opened January 20, 2016 (FY 2016).

**Current Toll Schedules
Department-owned Toll Facilities
Cash/TOLL-BY-PLATE®***

| Facility | Location | Ramps To/From | Toll Per Axle | | | | | Add'l Axles |
|-------------------------------|----------------------|---------------|----------------------------------|--------|--------|---------|---------|-------------|
| | | | 2-Axle | 3-Axle | 4-Axle | 5-Axle | 6-Axle | |
| Alligator Alley | Junction with CR 951 | - | Alligator Alley Western Terminus | | | | | |
| | West Plaza | - | \$3.25 | \$6.50 | \$9.75 | \$13.00 | \$16.25 | \$3.25 |
| | SR 29 | E-W | No toll at this location | | | | | |
| | CR 833 (Reservation) | E-W | No toll at this location | | | | | |
| | East Plaza | - | \$3.25 | \$6.50 | \$9.75 | \$13.00 | \$16.25 | \$3.25 |
| | Junction with US 27 | - | Alligator Alley Eastern Terminus | | | | | |
| Pinellas Bayway System | Junction with SR 699 | - | Pinellas Bayway Western Terminus | | | | | |
| | West Plaza | - | \$1.00 | \$2.00 | \$3.00 | \$4.00 | \$5.00 | \$1.00 |
| | South Plaza | - | \$0.75 | \$1.50 | \$2.25 | \$3.00 | \$3.75 | \$0.75 |
| | East Plaza | - | \$1.00 | \$2.00 | \$3.00 | \$4.00 | \$5.00 | \$1.00 |
| | Junction with US 19 | - | Pinellas Bayway Eastern Terminus | | | | | |
| Sunshine Skyway Bridge | North Plaza | - | \$1.50 | \$3.00 | \$4.50 | \$6.00 | \$7.50 | \$1.50 |
| | South Plaza | - | \$1.50 | \$3.00 | \$4.50 | \$6.00 | \$7.50 | \$1.50 |
| Wekiva Parkway ⁽¹⁾ | SR 429/Mt. Plymouth | - | \$1.01 | \$2.02 | \$3.03 | \$4.04 | \$5.05 | \$1.01 |

Note: The toll rates above reflect the most current rates as of October 29, 2017 (FY 2018) toll rate indexing.

* TOLL-BY-PLATE® toll rates in effect on Wekiva Parkway.

⁽¹⁾ The first three-mile section of Wekiva Parkway opened January 20, 2016 (FY 2016).

ENTERPRISE TOLL OPERATIONS

**Current Toll Schedules
Department-operated Toll Facilities
SunPass®**

| Facility | Location | Ramps To/From | Toll Per Axle | | | | | |
|------------------------------------|---------------------------|---------------|----------------------------------|--------|---------|---------|---------|-------------|
| | | | 2-Axle | 3-Axle | 4-Axle | 5-Axle | 6-Axle | Add'l Axles |
| Garcon Point Bridge ⁽¹⁾ | Junction with CR 191 | - | Garcon Point Northern Terminus | | | | | |
| | Toll Plaza | - | \$4.50 | \$9.00 | \$13.50 | \$18.00 | \$22.50 | \$4.50 |
| | Junction with US 98 | - | Garcon Point Southern Terminus | | | | | |
| Mid-Bay Bridge ⁽²⁾ | Junction with SR 85 | - | Spence Parkway Northern Terminus | | | | | |
| | Spence Parkway Toll Plaza | - | \$1.50 | \$4.00 | \$6.00 | \$8.00 | \$10.00 | \$2.00 |
| | Junction with SR 20 | - | Mid-Bay Bridge Northern Terminus | | | | | |
| | Mainline Toll Plaza | - | \$3.00 | \$8.00 | \$12.00 | \$16.00 | \$20.00 | \$4.00 |
| | Junction with US 98 | - | Mid-Bay Bridge Southern Terminus | | | | | |

Note: The toll rates for SunPass® customers may be lower depending on the discount program or annual pass program of the respective facility.

⁽¹⁾ Garcon Point Bridge toll rates effective March 1, 2020.

⁽²⁾ Mid-Bay Bridge toll rates effective October 1, 2015 (Authority FY 2016).

**Current Toll Schedules
Department-operated Toll Facilities
Cash/TOLL-BY-PLATE®***

| Facility | Location | Ramps To/From | Toll Per Axle | | | | | |
|------------------------------------|---------------------------|---------------|----------------------------------|---------|---------|---------|---------|-------------|
| | | | 2-Axle | 3-Axle | 4-Axle | 5-Axle | 6-Axle | Add'l Axles |
| Garcon Point Bridge ⁽¹⁾ | Junction with CR 191 | - | Garcon Point Northern Terminus | | | | | |
| | Toll Plaza | - | \$5.00 | \$10.00 | \$15.00 | \$20.00 | \$25.00 | \$5.00 |
| | Junction with US 98 | - | Garcon Point Southern Terminus | | | | | |
| Mid-Bay Bridge ⁽²⁾ | Junction with SR 85 | - | Spence Parkway Northern Terminus | | | | | |
| | Spence Parkway Toll Plaza | - | \$2.00 | \$4.00 | \$6.00 | \$8.00 | \$10.00 | \$2.00 |
| | Junction with SR 20 | - | Mid-Bay Bridge Northern Terminus | | | | | |
| | Mainline Toll Plaza | - | \$4.00 | \$8.00 | \$12.00 | \$16.00 | \$20.00 | \$4.00 |
| | Junction with US 98 | - | Mid-Bay Bridge Southern Terminus | | | | | |

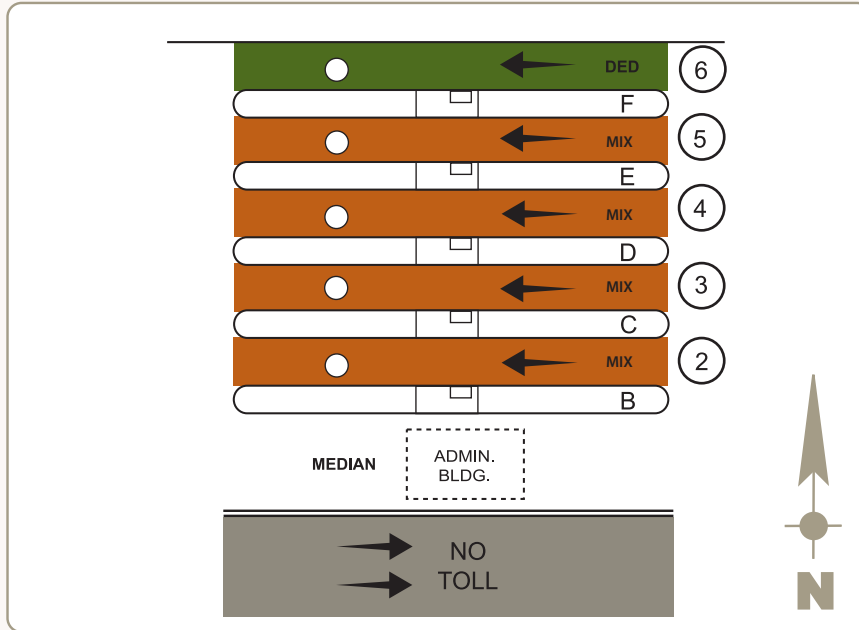
* TOLL-BY-PLATE® toll rates in effect on Spence Parkway.

⁽¹⁾ Garcon Point Bridge toll rates effective March 1, 2020.

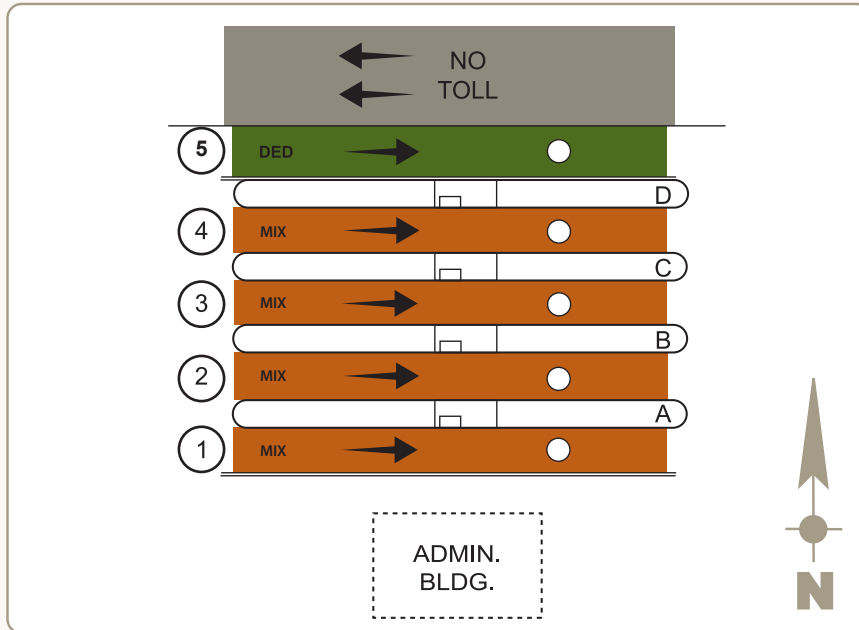
⁽²⁾ Mid-Bay Bridge toll rates effective October 1, 2015 (Authority FY 2016).

ALLIGATOR ALLEY (EVERGLADES PARKWAY)
East and West Plazas

ALLIGATOR ALLEY EAST - PLAZA NO. 106100



ALLIGATOR ALLEY WEST - PLAZA NO. 106200



LEGEND

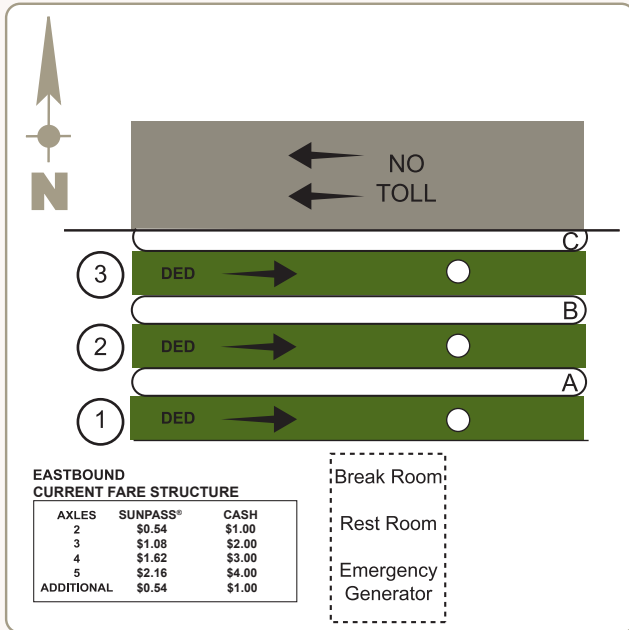
| | |
|-------------|-------------------------------|
| DED: | Dedicated SunPass® Lane |
| MIX: | Manual Booth and SunPass Lane |

CURRENT FARE STRUCTURE

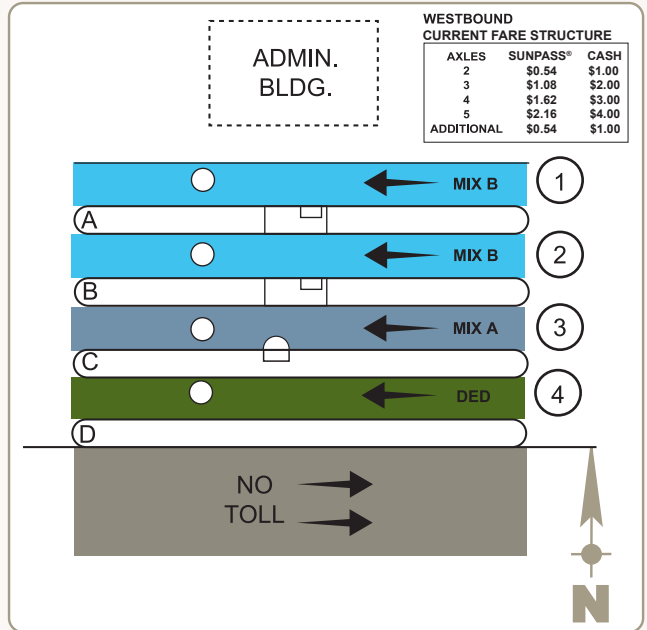
| AXLES | SUNPASS® | CASH |
|------------|----------|---------|
| 2 | \$2.94 | \$3.25 |
| 3 | \$5.88 | \$6.50 |
| 4 | \$8.82 | \$9.75 |
| 5 | \$11.76 | \$13.00 |
| ADDITIONAL | \$2.94 | \$3.25 |

PINELLAS BAYWAY SYSTEM

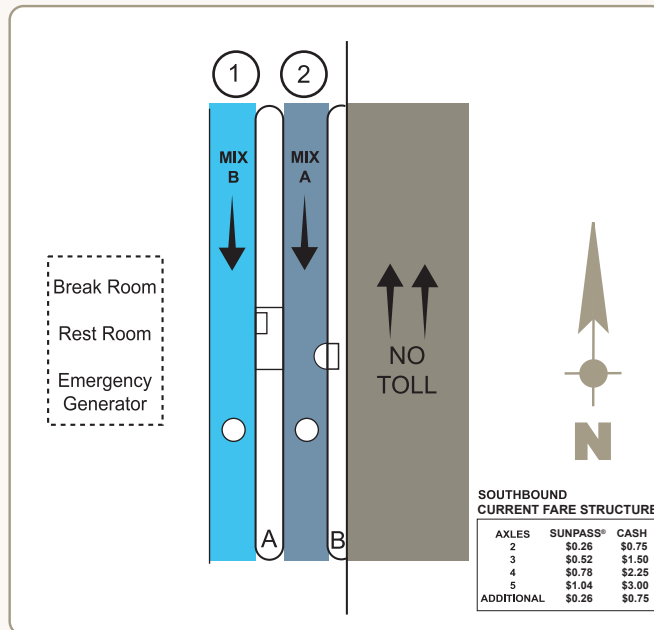
PINELLAS BAYWAY II (WEST) - PLAZA NO. 101310



PINELLAS BAYWAY I (EAST) - PLAZA NO. 101300



PINELLAS BAYWAY IV (SOUTH) - PLAZA NO. 101320

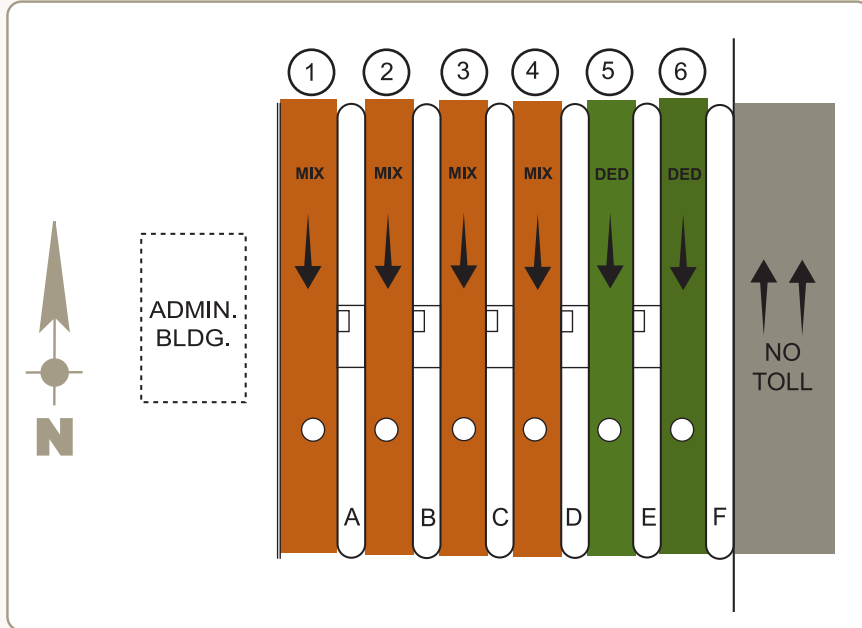


LEGEND

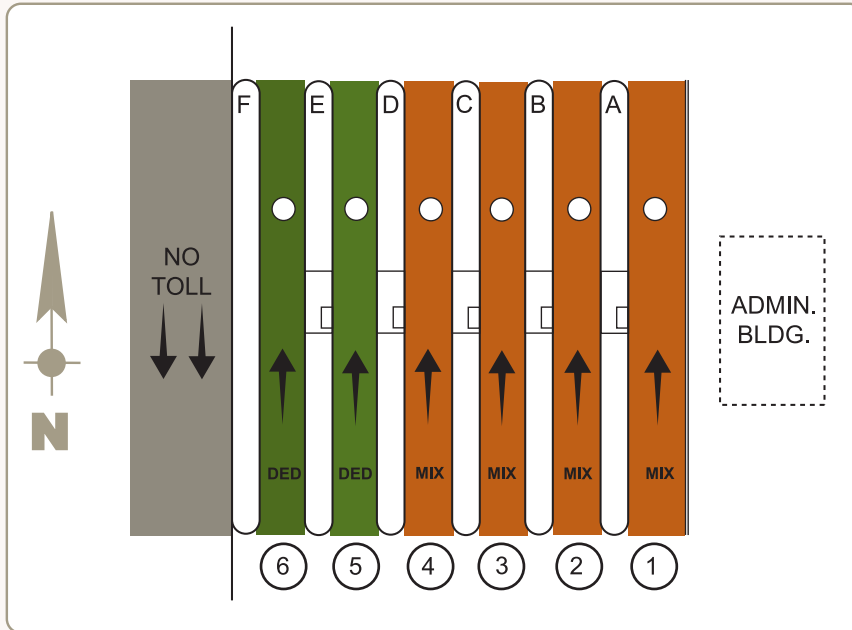
- DED: Dedicated SunPass® Lane
- MIX A: Automatic Coin and SunPass® Lane
- MIX B: Manual Booth and SunPass® Lane

SUNSHINE SKYWAY BRIDGE North and South Plazas

SKYWAY NORTH - PLAZA NO. 101400



SKYWAY SOUTH - PLAZA NO. 101500



LEGEND

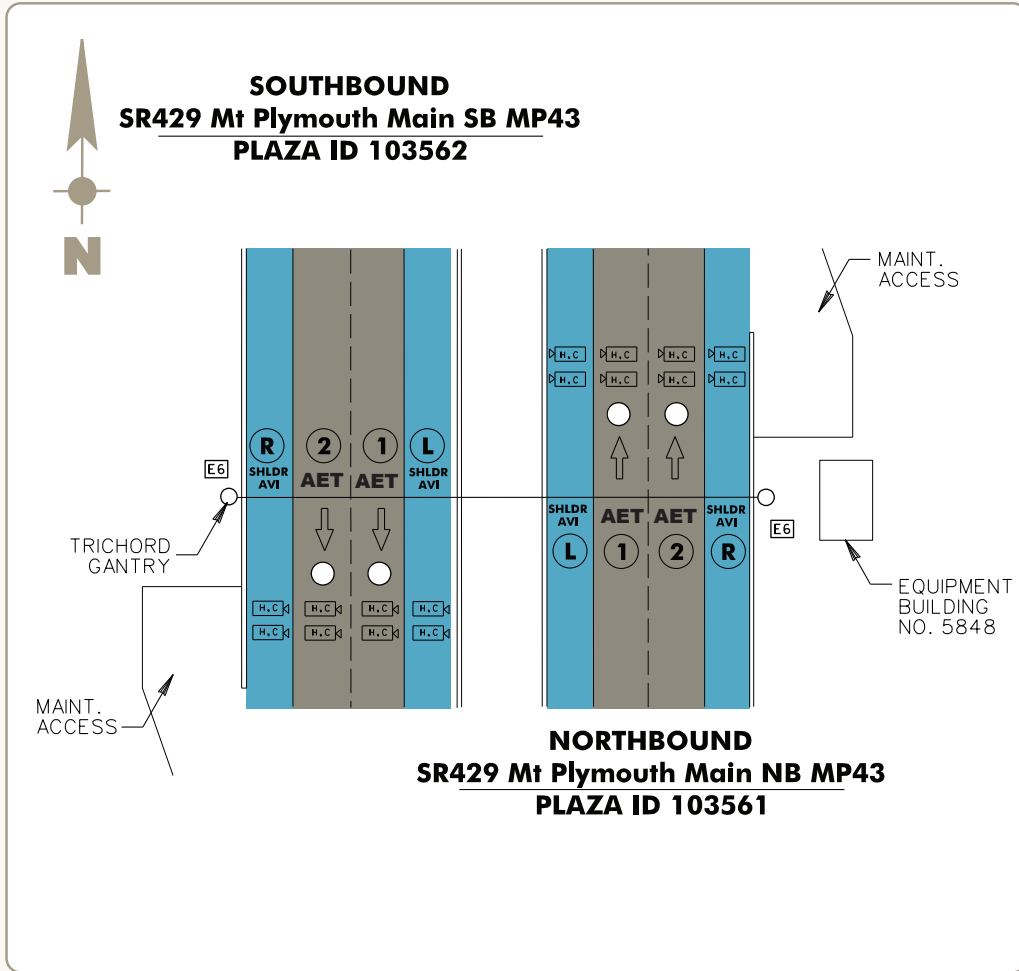
DED: Dedicated SunPass® Lane
 MIX: Manual Booth and SunPass® Lane

CURRENT FARE STRUCTURE

| AXLES | SUNPASS® | CASH |
|------------|----------|--------|
| 2 | \$1.07 | \$1.50 |
| 3 | \$2.14 | \$3.00 |
| 4 | \$3.21 | \$4.50 |
| 5 | \$4.28 | \$6.00 |
| ADDITIONAL | \$1.07 | \$1.50 |

WEKIVA PARKWAY

WEKIVA PARKWAY



LEGEND

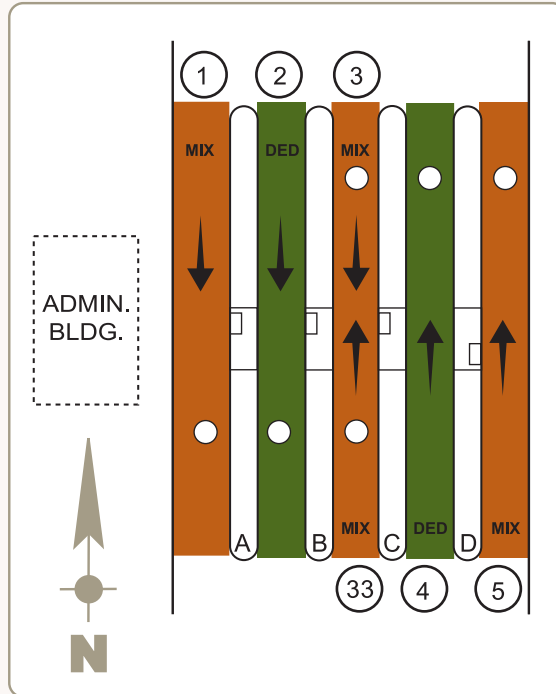
| | |
|-------------|------------------------|
| AET: | All-Electronic Tolling |
|-------------|------------------------|

CURRENT FARE STRUCTURE

| Axles | SUNPASS® | TOLL-BY-PLATE® |
|------------|----------|----------------|
| 2 | \$0.76 | \$1.01 |
| 3 | \$1.52 | \$2.02 |
| 4 | \$2.28 | \$3.03 |
| 5 | \$3.04 | \$4.04 |
| Additional | \$0.76 | \$1.01 |

GARCON POINT BRIDGE

GARCON POINT BRIDGE - PLAZA NO. 101900



LEGEND

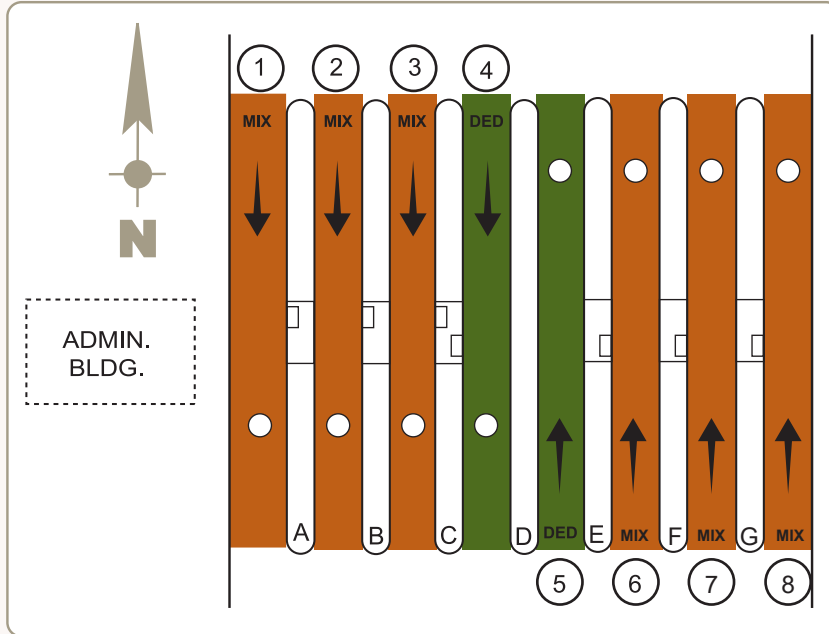
DED: Dedicated SunPass® Lane
MIX: Manual Booth and SunPass® Lane

CURRENT FARE STRUCTURE

| AXLES | SUNPASS® | Cash |
|------------|----------|---------|
| 2 | \$4.50 | \$5.00 |
| 3 | \$9.00 | \$10.00 |
| 4 | \$13.50 | \$15.00 |
| 5 | \$18.00 | \$20.00 |
| ADDITIONAL | \$4.50 | \$5.00 |

MID-BAY BRIDGE/SPENCE PARKWAY

MID-BAY BRIDGE - PLAZA NO. 101800



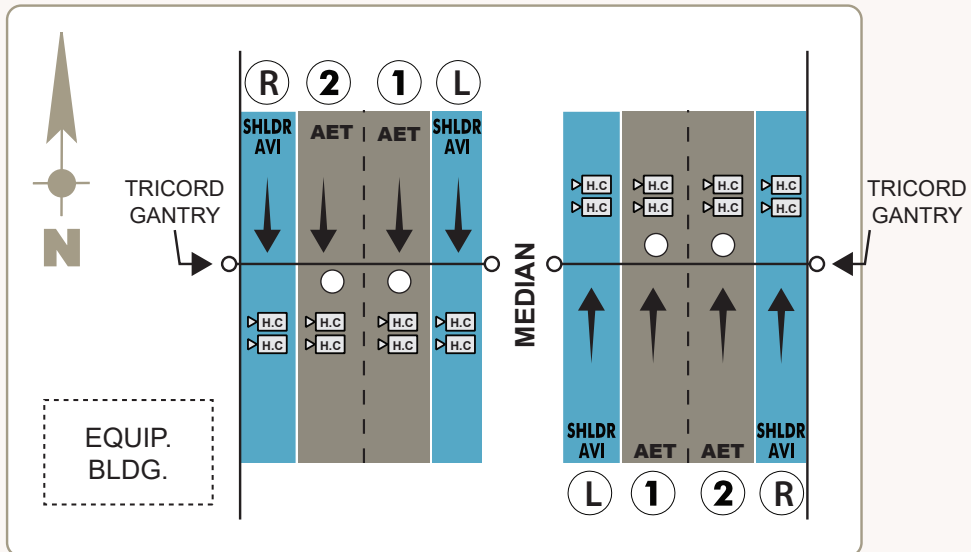
CURRENT FARE STRUCTURE

| AXLES | SUNPASS® | CASH |
|------------|----------|---------|
| 2 | \$3.00 | \$4.00 |
| 3 | \$8.00 | \$8.00 |
| 4 | \$12.00 | \$12.00 |
| 5 | \$16.00 | \$16.00 |
| ADDITIONAL | \$4.00 | \$4.00 |

LEGEND

DED: Dedicated SunPass® Lane
 MIX: Manual Booth and SunPass® Lane

SPENCE PARKWAY - PLAZA NO. 101810



CURRENT FARE STRUCTURE

| AXLES | SUNPASS® | TOLL-BY-PLATE® |
|------------|----------|----------------|
| 2 | \$1.50 | \$2.00 |
| 3 | \$4.00 | \$4.00 |
| 4 | \$6.00 | \$6.00 |
| 5 | \$8.00 | \$8.00 |
| ADDITIONAL | \$2.00 | \$2.00 |

LEGEND

AET: All-Electronic-Tolling

THIS PAGE INTENTIONALLY LEFT BLANK