

Toll Rates for Florida Turnpike System and Florida Department of Transportation (FDOT) Toll Facilities

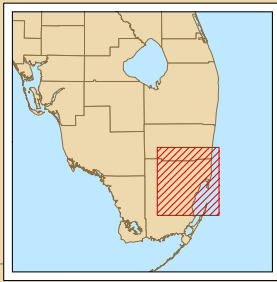
South Florida



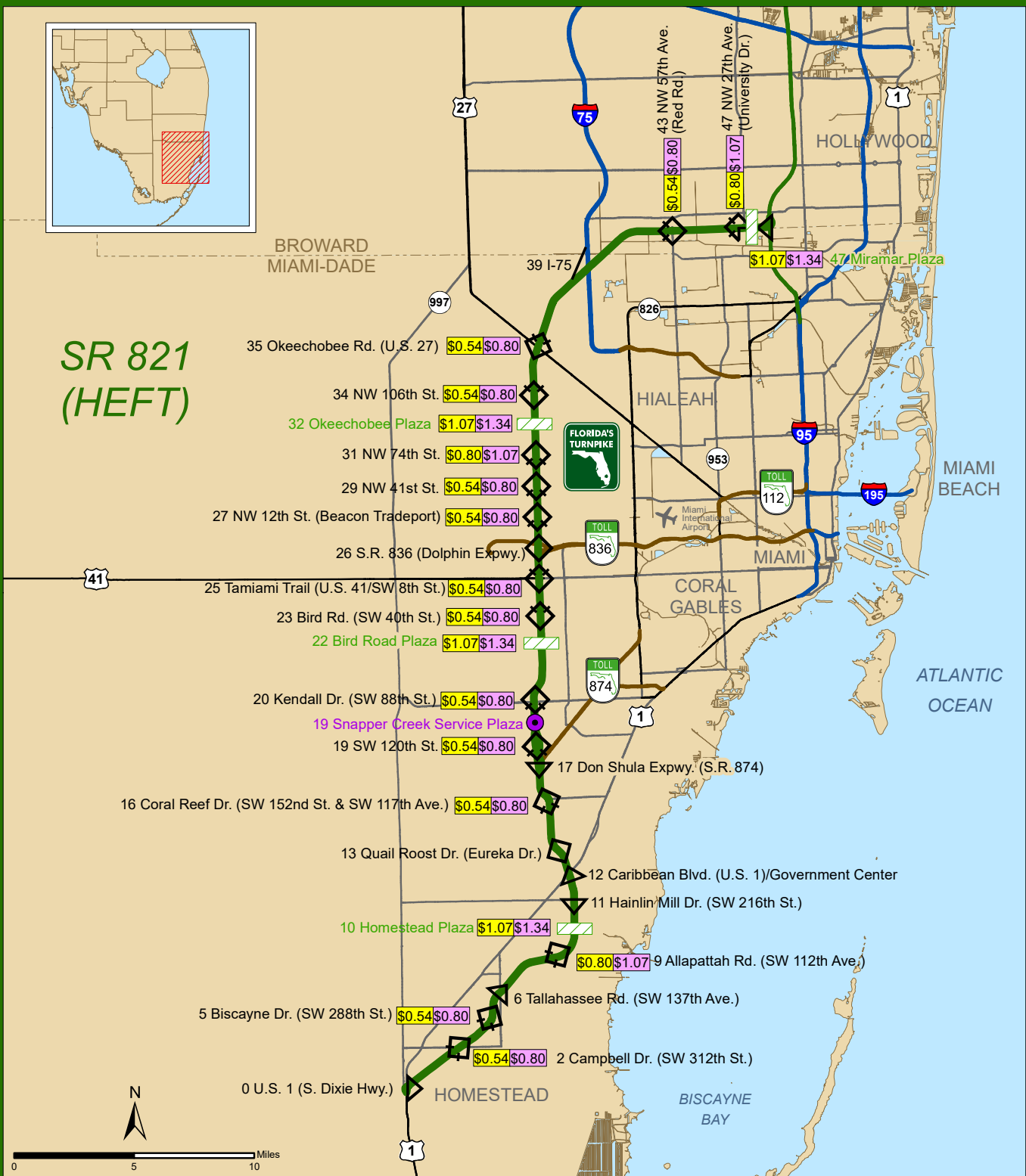
S.R. 821 (HEFT)

Miami-Dade and Broward Counties

S.R. 821 (HEFT)										
Mile Post - Description	SunPass Rate					TOLL-BY-PLATE Rate				
	2 Axle	3 Axle	4 Axle	5 Axle	Add'l Axles	2 Axle	3 Axle	4 Axle	5 Axle	Add'l Axles
47 -NW 27th Avenue	\$0.80	\$1.60	\$2.40	\$3.20	\$0.80	\$1.07	\$2.14	\$3.21	\$4.28	\$1.07
43 -NW 57th Avenue	\$0.54	\$1.08	\$1.62	\$2.16	\$0.54	\$0.80	\$1.60	\$2.40	\$3.20	\$0.80
35 -Okeechobee Road	\$0.54	\$1.08	\$1.62	\$2.16	\$0.54	\$0.80	\$1.60	\$2.40	\$3.20	\$0.80
34 -NW 106th Street	\$0.54	\$1.08	\$1.62	\$2.16	\$0.54	\$0.80	\$1.60	\$2.40	\$3.20	\$0.80
32 -OKEECHOBEE PLAZA	\$1.07	\$2.14	\$3.21	\$4.28	\$1.07	\$1.34	\$2.68	\$4.02	\$5.36	\$1.34
31 -NW 74th Street	\$0.80	\$1.60	\$2.40	\$3.20	\$0.80	\$1.07	\$2.14	\$3.21	\$4.28	\$1.07
29 -NW 41st Street	\$0.54	\$1.08	\$1.62	\$2.16	\$0.54	\$0.80	\$1.60	\$2.40	\$3.20	\$0.80
27 -NW 12th St (Beacon Tradeport)	\$0.54	\$1.08	\$1.62	\$2.16	\$0.54	\$0.80	\$1.60	\$2.40	\$3.20	\$0.80
25 -US 41 (SW 8th Street)	\$0.54	\$1.08	\$1.62	\$2.16	\$0.54	\$0.80	\$1.60	\$2.40	\$3.20	\$0.80
23 -SW 40th Street (Bird Road)	\$0.54	\$1.08	\$1.62	\$2.16	\$0.54	\$0.80	\$1.60	\$2.40	\$3.20	\$0.80
22 -BIRD ROAD PLAZA	\$1.07	\$2.14	\$3.21	\$4.28	\$1.07	\$1.34	\$2.68	\$4.02	\$5.36	\$1.34
20 -N. Kendall Drive	\$0.54	\$1.08	\$1.62	\$2.16	\$0.54	\$0.80	\$1.60	\$2.40	\$3.20	\$0.80
19 -SW 120th Street	\$0.54	\$1.08	\$1.62	\$2.16	\$0.54	\$0.80	\$1.60	\$2.40	\$3.20	\$0.80
16 -Coral Reef Drive	\$0.54	\$1.08	\$1.62	\$2.16	\$0.54	\$0.80	\$1.60	\$2.40	\$3.20	\$0.80
10 -HOMESTEAD PLAZA	\$1.07	\$2.14	\$3.21	\$4.28	\$1.07	\$1.34	\$2.68	\$4.02	\$5.36	\$1.34
9 -AllapattahRoad	\$0.80	\$1.60	\$2.40	\$3.20	\$0.80	\$1.07	\$2.14	\$3.21	\$4.28	\$1.07
5 -Biscayne Drive (SW 288th St)	\$0.54	\$1.08	\$1.62	\$2.16	\$0.54	\$0.80	\$1.60	\$2.40	\$3.20	\$0.80
2 -Campbell Drive (SW 312th St)	\$0.54	\$1.08	\$1.62	\$2.16	\$0.54	\$0.80	\$1.60	\$2.40	\$3.20	\$0.80



SR 821 (HEFT)



SR 821 (HEFT) - Toll Rates (10/2017)



- \$0.00 SunPass® Toll Rate
- \$0.00 TOLL-BY-PLATE® Toll Rate
- \$0.00 Toll Plaza (All-Electronic)
- Service Plaza

- ◇ Interchange With Toll Collection
- ◇ Interchange With No Toll Collection
- Existing Turnpike System Facility, SR 821 (HEFT)
- Existing Turnpike System Facility

- Interstate Highway
- Other Toll Road
- Arterial
- Other Road
- County Boundary



Sources: NAVTEQ 2017
Florida's Turnpike Enterprise, 2017

Florida's Turnpike - Southern Coin System

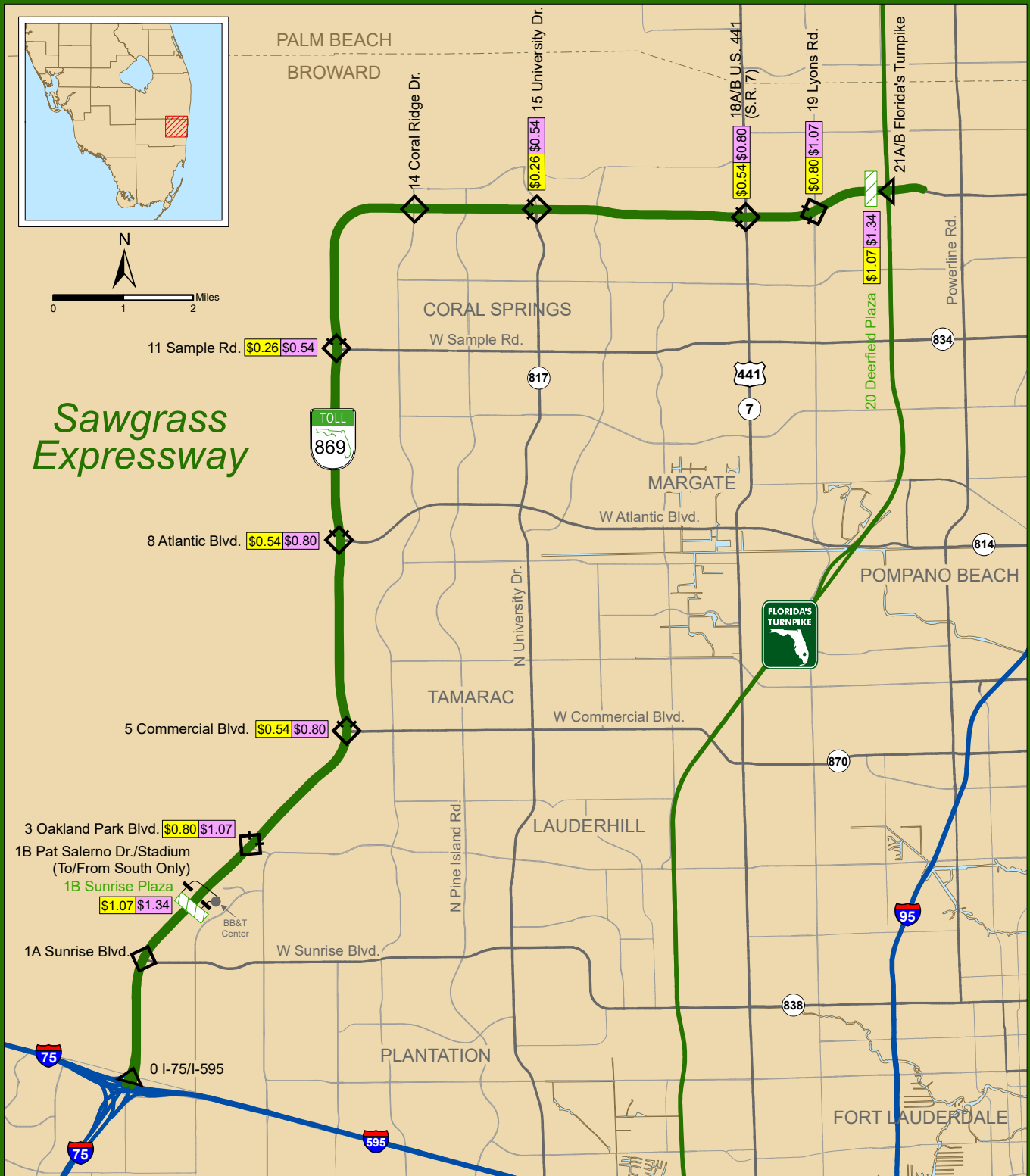
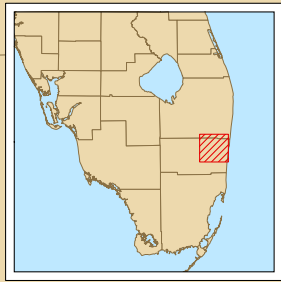
(SR 91) Miami-Dade, Broward, and Palm Beach Counties

TURNPIKE MAINLINE: SOUTHERN COIN SYSTEM										
Mile Post - Description	SunPass Rate					TOLL-BY-PLATE Rate				
	2 Axle	3 Axle	4 Axle	5 Axle	Add'l Axles	2 Axle	3 Axle	4 Axle	5 Axle	Add'l Axles
86-Boynton Beach	\$0.80	\$1.60	\$2.40	\$3.20	\$0.80	\$1.07	\$2.14	\$3.21	\$4.28	\$1.07
81-Delray Beach	\$0.54	\$1.08	\$1.62	\$2.16	\$0.54	\$0.80	\$1.60	\$2.40	\$3.20	\$0.80
75-Boca Raton	\$0.26	\$0.52	\$0.78	\$1.04	\$0.26	\$0.54	\$1.08	\$1.62	\$2.16	\$0.54
69-Sample Road	\$0.26	\$0.52	\$0.78	\$1.04	\$0.26	\$0.54	\$1.08	\$1.62	\$2.16	\$0.54
67-Coconut Creek Pkwy.	\$0.54	\$1.08	\$1.62	\$2.16	\$0.54	\$0.80	\$1.60	\$2.40	\$3.20	\$0.80
63-CYPRESS CREEK PLAZA	\$1.07	\$2.14	\$3.21	\$4.28	\$1.07	\$1.34	\$2.68	\$4.02	\$5.36	\$1.34
62-Commercial Boulevard	\$0.80	\$1.60	\$2.40	\$3.20	\$0.80	\$1.07	\$2.14	\$3.21	\$4.28	\$1.07
58-Sunrise Boulevard	\$0.54	\$1.08	\$1.62	\$2.16	\$0.54	\$0.80	\$1.60	\$2.40	\$3.20	\$0.80
53-Griffin Road	\$0.26	\$0.52	\$0.78	\$1.04	\$0.26	\$0.54	\$1.08	\$1.62	\$2.16	\$0.54
49-Hollywood	\$0.54	\$1.08	\$1.62	\$2.16	\$0.54	\$0.80	\$1.60	\$2.40	\$3.20	\$0.80
47-County Line Road	\$0.80	\$1.60	\$2.40	\$3.20	\$0.80	\$1.07	\$2.14	\$3.21	\$4.28	\$1.07
47-NW 27th Ave from TPK North	\$0.80	\$1.60	\$2.40	\$3.20	\$0.80	\$1.07	\$2.14	\$3.21	\$4.28	\$1.07
47-MIRAMAR PLAZA	\$1.07	\$2.14	\$3.21	\$4.28	\$1.07	\$1.34	\$2.68	\$4.02	\$5.36	\$1.34
2X -Dolphin Center	\$0.80	\$1.60	\$2.40	\$3.20	\$0.80	\$1.07	\$2.14	\$3.21	\$4.28	\$1.07
0X - GOLDEN GLADES PLAZA	\$1.07	\$2.14	\$3.21	\$4.28	\$1.07	\$1.34	\$2.68	\$4.02	\$5.36	\$1.34

Sawgrass Expressway

(SR 869) Broward County

SAWGRASS EXPRESSWAY										
Mile Post - Description	SunPass Rate					TOLL-BY-PLATE Rate				
	2 Axle	3 Axle	4 Axle	5 Axle	Add'l Axles	2 Axle	3 Axle	4 Axle	5 Axle	Add'l Axles
20 -DEERFIELD PLAZA	\$1.07	\$2.14	\$3.21	\$4.28	\$1.07	\$1.34	\$2.68	\$4.02	\$5.36	\$1.34
19 -Lyons Road	\$0.80	\$0.80	\$0.80	\$0.80	-	\$1.07	\$1.07	\$1.07	\$1.07	-
18 -US 441 (SR 7)	\$0.54	\$0.54	\$0.54	\$0.54	-	\$0.80	\$0.80	\$0.80	\$0.80	-
15 -University Drive	\$0.26	\$0.26	\$0.26	\$0.26	-	\$0.54	\$0.54	\$0.54	\$0.54	-
11 -Sample Road	\$0.26	\$0.26	\$0.26	\$0.26	-	\$0.54	\$0.54	\$0.54	\$0.54	-
8 -Atlantic Boulevard	\$0.54	\$0.54	\$0.54	\$0.54	-	\$0.80	\$0.80	\$0.80	\$0.80	-
5 -Commercial Boulevard	\$0.54	\$0.54	\$0.54	\$0.54	-	\$0.80	\$0.80	\$0.80	\$0.80	-
3 -Oakland Park Boulevard	\$0.80	\$0.80	\$0.80	\$0.80	-	\$1.07	\$1.07	\$1.07	\$1.07	-
1B -Pat Salerno Drive	\$1.07	\$2.14	\$3.21	\$4.28	\$1.07	\$1.34	\$2.68	\$4.02	\$5.36	\$1.34
1B -SUNRISE PLAZA	\$1.07	\$2.14	\$3.21	\$4.28	\$1.07	\$1.34	\$2.68	\$4.02	\$5.36	\$1.34



Sawgrass Expressway (SR 869) - Toll Rates (10/2017)



\$0.00 SunPass® Toll Rate
\$0.00 TOLL-BY-PLATE® Toll Rate
 Toll Plaza (All-Electronic)

◇ △ Interchange With Toll Collection
 ◇ △ Interchange With No Toll Collection
 — Existing Turnpike System Facility, Sawgrass Expressway
 — Existing Turnpike System Facility

— Interstate Highway
 — Arterial
 — Other Road
 - - - County Boundary



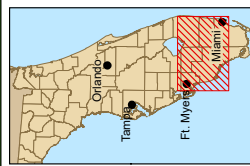
Sources: NAVTEQ 2017
 Florida's Turnpike Enterprise, 2017

Alligator Alley

(I-75) Broward and Collier Counties

ALLIGATOR ALLEY (EVERGLADES PARKWAY)										
Mile Post - Description	SunPass Rate					Cash Rate				
	2 Axle	3 Axle	4 Axle	5 Axle	Add'l Axles	2 Axle	3 Axle	4 Axle	5 Axle	Add'l Axles
25 -EAST TOLL PLAZA	\$2.94	\$5.88	\$8.82	\$11.76	\$2.94	\$3.25	\$6.50	\$9.75	\$13.00	\$3.25
100 -WEST TOLL PLAZA	\$2.94	\$5.88	\$8.82	\$11.76	\$2.94	\$3.25	\$6.50	\$9.75	\$13.00	\$3.25

Alligator Alley (I-75) - Toll Rates (10/2017)



SOURCE:
Florida Department
of Transportation 2017;
NAVTEQ 2017

