

# **Toll Rates for Florida Turnpike System and Florida Department of Transportation (FDOT) Toll Facilities**

## **Central Florida**

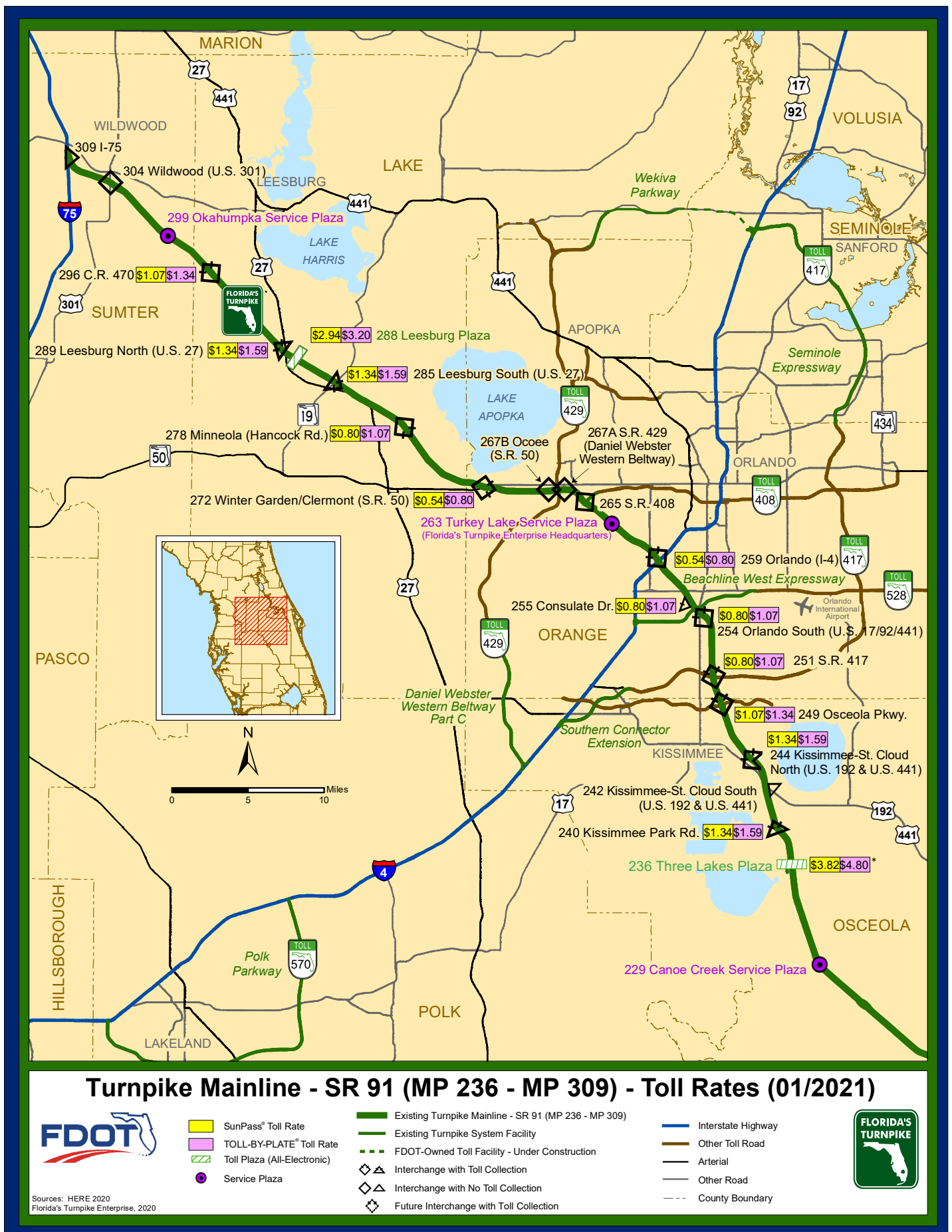


# Turnpike Mainline - SR 91 (MP 236 - MP 309)

Osceola, Orange, Lake and Sumter counties

TURNPIKE MAINLINE - SR 91 (MP 236 - MP 309)										
Mile Post - Description	SunPass Rate					TOLL-BY-PLATE Rate				
	2 Axle	3 Axle	4 Axle	5 Axle	Add'l Axles	2 Axle	3 Axle	4 Axle	5 Axle	Add'l Axles
296 - CR 470	\$1.07	\$2.14	\$3.21	\$4.28	\$1.07	\$1.34	\$2.68	\$4.02	\$5.36	\$1.34
289 - US 27 / Leesburg North	\$1.34	\$2.68	\$4.02	\$5.36	\$1.34	\$1.59	\$3.18	\$4.77	\$6.36	\$1.59
288 - LEESBURG PLAZA	\$2.94	\$5.88	\$8.82	\$11.76	\$2.94	\$3.20	\$6.40	\$9.60	\$12.80	\$3.20
285 - US 27 / Leesburg South	\$1.34	\$2.68	\$4.02	\$5.36	\$1.34	\$1.59	\$3.18	\$4.77	\$6.36	\$1.59
278 - Minneola (Hancock Rd.)	\$0.80	\$1.60	\$2.40	\$3.20	\$0.80	\$1.07	\$2.14	\$3.21	\$4.28	\$1.07
272 - Winter Garden/Clermont (SR 50)	\$0.54	\$1.08	\$1.62	\$2.16	\$0.54	\$0.80	\$1.60	\$2.40	\$3.20	\$0.80
259 - Orlando (I-4)	\$0.54	\$1.08	\$1.62	\$2.16	\$0.54	\$0.80	\$1.60	\$2.40	\$3.20	\$0.80
255 - Consulate Drive	\$0.80	\$1.60	\$2.40	\$3.20	\$0.80	\$1.07	\$2.14	\$3.21	\$4.28	\$1.07
254 - Orlando South (US 17/92/441)	\$0.80	\$1.60	\$2.40	\$3.20	\$0.80	\$1.07	\$2.14	\$3.21	\$4.28	\$1.07
251 - SR 417	\$0.80	\$1.60	\$2.40	\$3.20	\$0.80	\$1.07	\$2.14	\$3.21	\$4.28	\$1.07
249 - Osceola Parkway (Dart Blvd.)	\$1.07	\$2.14	\$3.21	\$4.28	\$1.07	\$1.34	\$2.68	\$4.02	\$5.36	\$1.34
244 - Kissimmee-St. Cloud North	\$1.34	\$2.68	\$4.02	\$5.36	\$1.34	\$1.59	\$3.18	\$4.77	\$6.36	\$1.59
240 - Kissimmee Park Road	\$1.34	\$2.68	\$4.02	\$5.36	\$1.34	\$1.59	\$3.18	\$4.77	\$6.36	\$1.59
236 - THREE LAKES PLAZA*	\$3.82	\$5.73	\$7.64	\$9.55	\$1.91	\$4.80	\$7.20	\$9.60	\$12.00	\$2.40

\* Toll rates effective November 8, 2021



\* Toll rates effective November 8, 2021

FDOT Toll Rates - Effective January 15, 2021

# Beachline West Expressway

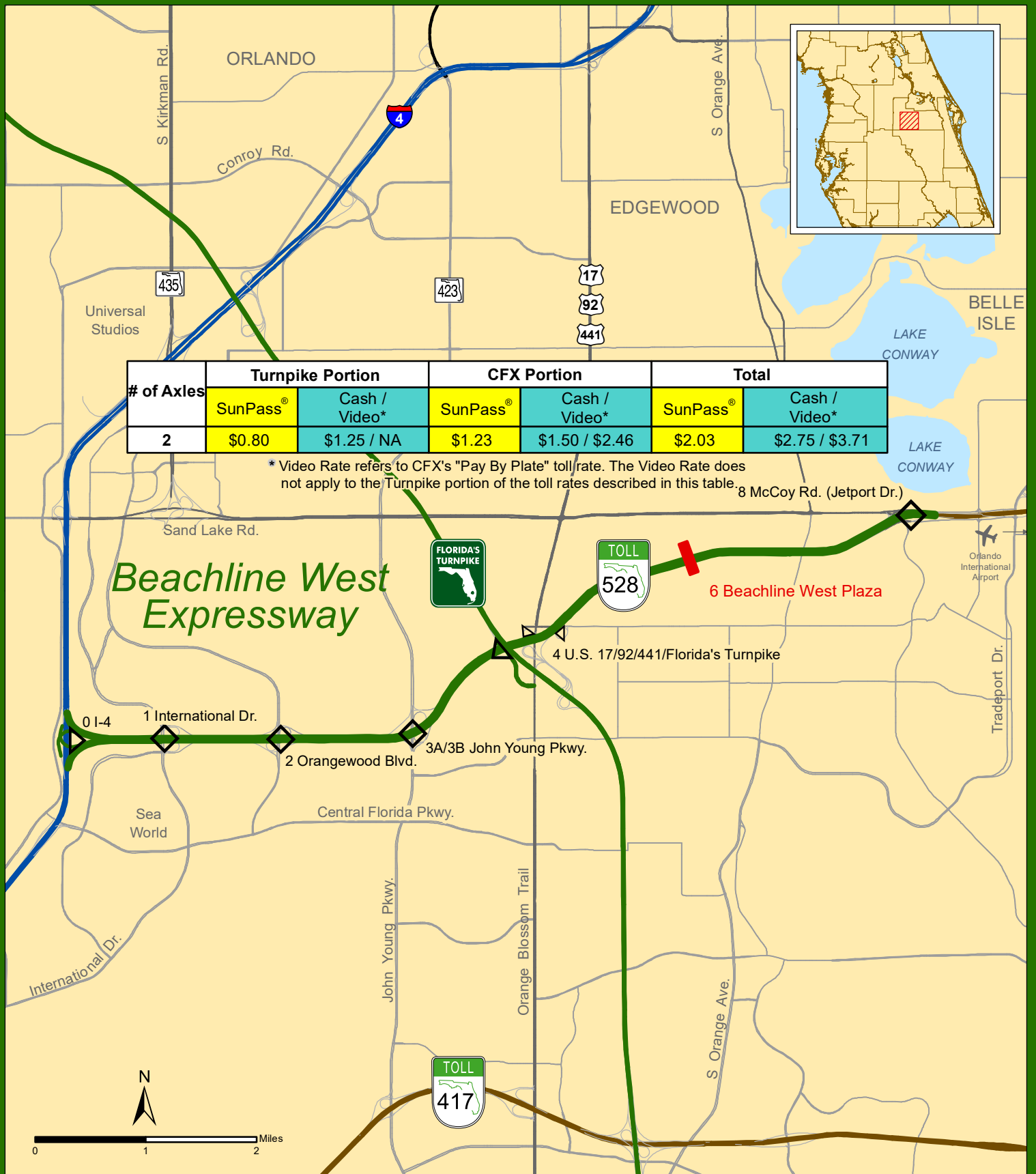
(SR 528) Orange County

TURNPIKE MAINLINE: BEACHLINE WEST EXPRESSWAY										
Mile Post - Description	SunPass Rate					Cash Rate / Video Rate <sup>2</sup>				
	2 Axle	3 Axle	4 Axle	5 Axle	Add'l Axles <sup>3</sup>	2 Axle	3 Axle	4 Axle	5 Axle	Add'l Axles <sup>3</sup>
Turnpike portion	\$0.80	\$1.60	\$2.40	\$3.20	\$0.80	\$1.25 / NA	\$2.50 / NA	\$3.75 / NA	\$5.00 / NA	\$1.25 / NA
Central Florida Expressway portion <sup>1</sup>	\$1.23	\$1.86	\$2.15	\$2.78	\$0.00	\$1.50 / \$2.46	\$2.25 / \$3.72	\$2.50 / \$4.30	\$3.25 / \$5.56	\$0.00 / \$0.00
6 -MAINLINE PLAZA TOTAL	\$2.03	\$3.46	\$4.55	\$5.98	\$0.80	\$2.75 / \$3.71	\$4.75 / \$6.22	\$6.25 / \$8.05	\$8.25 / \$10.56	\$1.25 / \$0.00

<sup>1</sup> The Central Florida Expressway Authority (CFX) notified the Florida Department of Transportation (FDOT) of its intent to implement a toll rate adjustment on all CFX facilities, effective July 1, 2022. CFX toll rate adjustments are reflected in the CFX portion toll rates shown on this table.

<sup>2</sup> Video Rate refers to CFX's "Pay By Plate" toll rate approved by the CFX Board on October 10, 2019. The Video Rate does not apply to the Turnpike portion of the toll rates described in this table.

<sup>3</sup> The CFX portion of the toll rate for five-axle vehicles also applies to vehicles having six or more axles.



## Beachline West Expressway (SR 528) - Toll Rates (07/2022)

SunPass® Toll Rate

Cash Toll Rate

Toll Plaza

Interchange With No Toll Collection

Existing Turnpike System Facility, Beachline West Expressway

Existing Turnpike System Facility

Interstate Highway

Other Toll Road

Arterial

Other Road

County Boundary

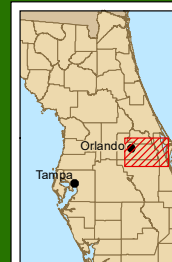


# Beachline East Expressway

(SR 528) Brevard County

BEACHLINE EAST EXPRESSWAY										
Mile Post - Description	SunPass Rate					Cash Rate				
	2 Axle	3 Axle	4 Axle	5 Axle	Add'l Axles	2 Axle	3 Axle	4 Axle	5 Axle	Add'l Axles
16 -MAINLINE PLAZA (FDOT Portion)	\$0.26	\$0.26	\$0.26	\$0.26	--	\$0.75	\$0.75	\$0.75	\$0.75	--
31 -SR 520	\$0.26	\$0.26	\$0.26	\$0.26	--	\$0.75	\$0.75	\$0.75	\$0.75	--

# Beachline East Expressway (SR 528) - Toll Rates (10/2017)



0 2 4  
Miles

Sources:  
HERE 2020  
Florida's Turnpike  
Enterprise, 2020



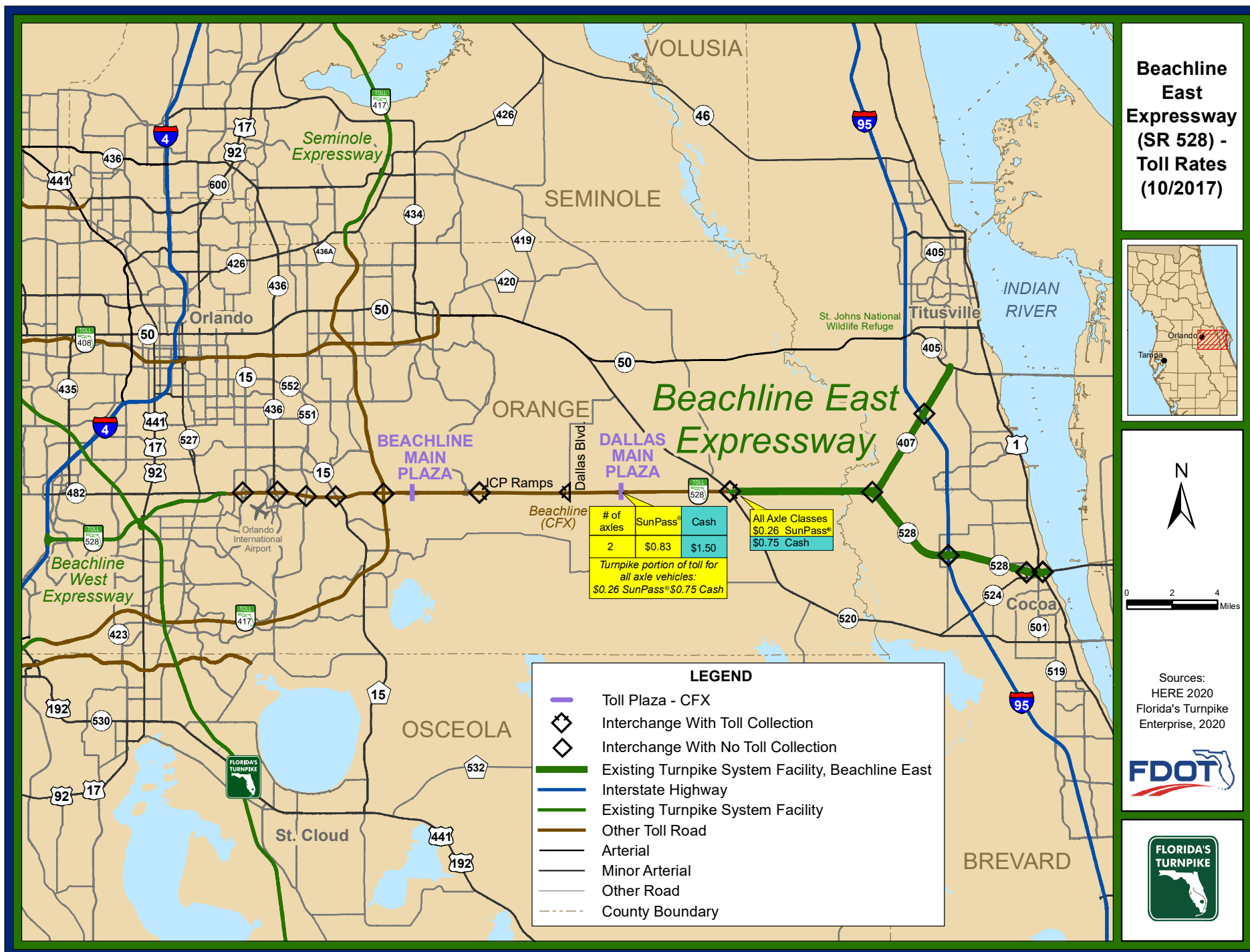
## Beachline East Expressway

# of axles	SunPass®	Cash
2	\$0.83	\$1.50
Turnpike portion of toll for all axle vehicles: \$0.26 SunPass® \$0.75 Cash		

All Axle Classes	\$0.26 SunPass®	\$0.75 Cash
------------------	-----------------	-------------

### LEGEND

- Toll Plaza - CFX
- ◆ Interchange With Toll Collection
- ◇ Interchange With No Toll Collection
- Existing Turnpike System Facility, Beachline East
- Interstate Highway
- Existing Turnpike System Facility
- Other Toll Road
- Arterial
- Minor Arterial
- Other Road
- County Boundary

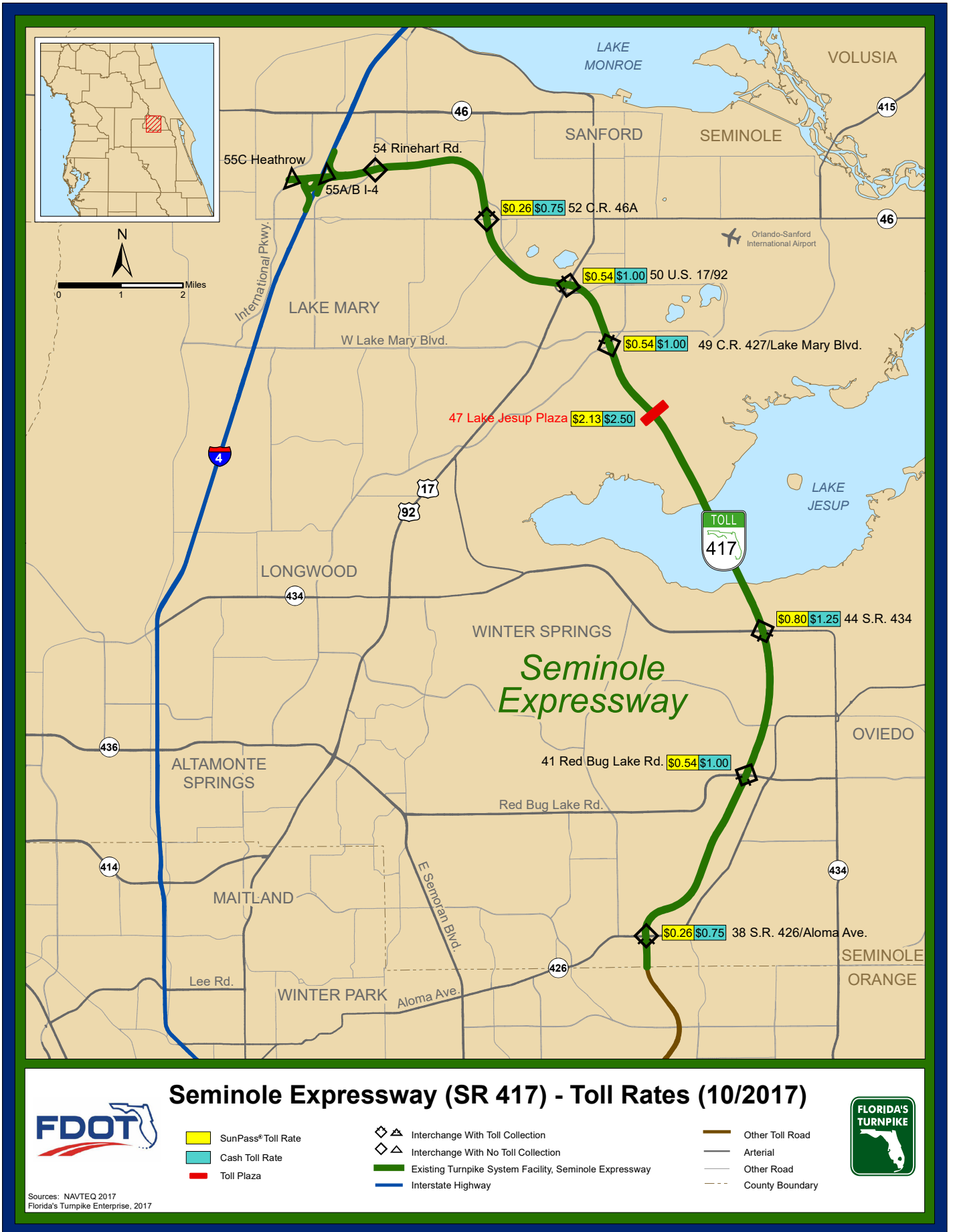


# Seminole Expressway

(SR 417) Seminole County

SEMINOLE EXPRESSWAY										
Mile Post - Description	SunPass Rate					Cash Rate				
	2 Axle	3 Axle	4 Axle	5 Axle	Add'l Axles	2 Axle	3 Axle	4 Axle	5 Axle	Add'l Axles
52 -CR 46A / Sanford	\$0.26	\$0.52	\$0.78	\$1.04	\$0.26	\$0.75	\$1.50	\$2.25	\$3.00	\$0.75
50 -US 17 / 92	\$0.54	\$1.08	\$1.62	\$2.16	\$0.54	\$1.00	\$2.00	\$3.00	\$4.00	\$1.00
49 -CR 427 / Lake Mary Boulevard	\$0.54	\$1.08	\$1.62	\$2.16	\$0.54	\$1.00	\$2.00	\$3.00	\$4.00	\$1.00
47 -LAKE JESUP PLAZA	\$2.13	\$4.26	\$6.39	\$8.52	\$2.13	\$2.50	\$5.00	\$7.50	\$10.00	\$2.50
44 -SR 434	\$0.80	\$1.60	\$2.40	\$3.20	\$0.80	\$1.25	\$2.50	\$3.75	\$5.00	\$1.25
41 -Red Bug Lake Road	\$0.54	\$1.08	\$1.62	\$2.16	\$0.54	\$1.00	\$2.00	\$3.00	\$4.00	\$1.00
38 -SR 426 / Aloma Avenue	\$0.26	\$0.52	\$0.78	\$1.04	\$0.26	\$0.75	\$1.50	\$2.25	\$3.00	\$0.75

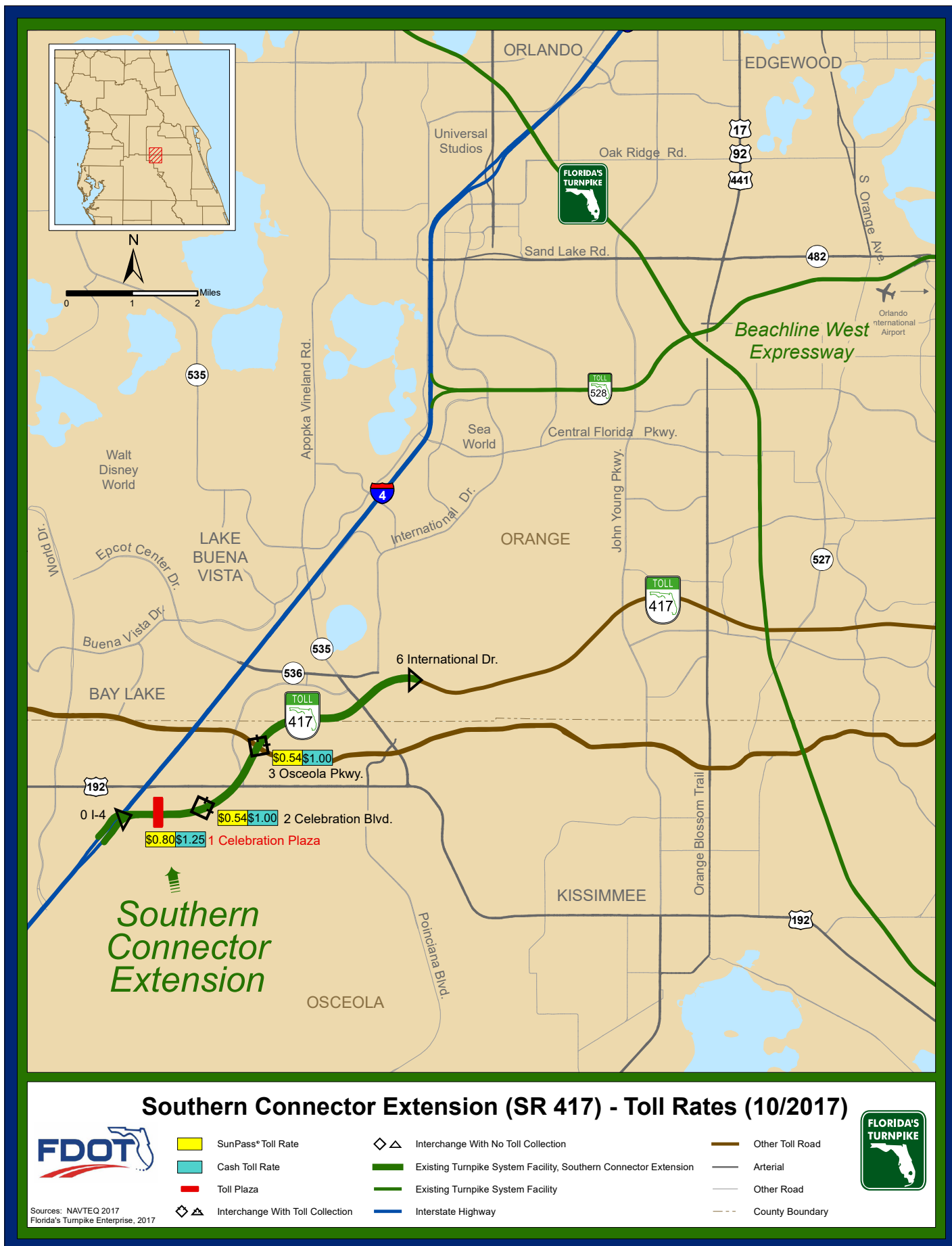




# Southern Connector Extension

(SR 417) Orange and Osceola counties

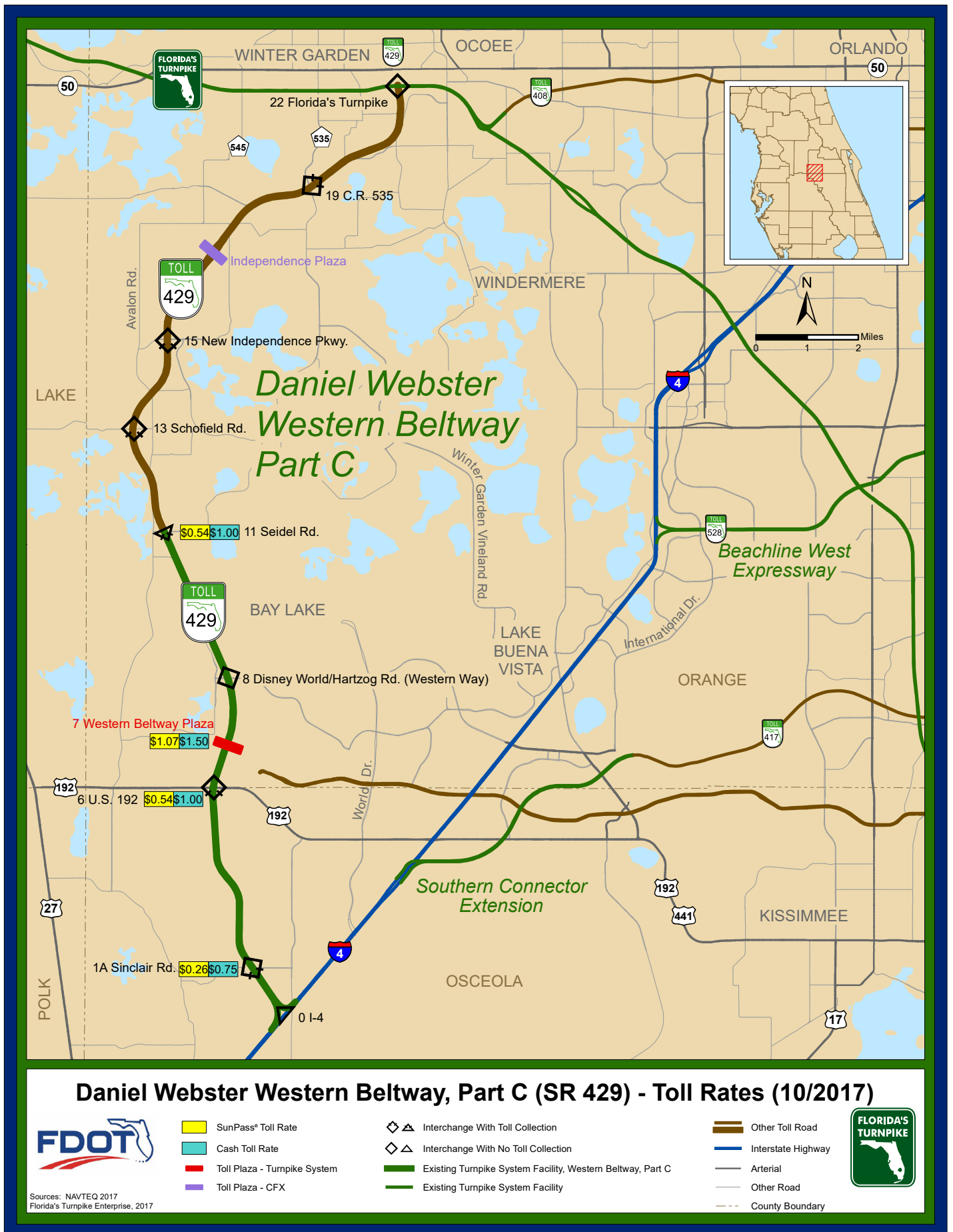
SOUTHERN CONNECTOR										
Mile Post - Description	SunPass Rate					Cash Rate				
	2 Axle	3 Axle	4 Axle	5 Axle	Add'l Axles	2 Axle	3 Axle	4 Axle	5 Axle	Add'l Axles
3 -Osceola Parkway	\$0.54	\$1.08	\$1.62	\$2.16	\$0.54	\$1.00	\$2.00	\$3.00	\$4.00	\$1.00
2 -Celebration Boulevard / US 192	\$0.54	\$1.08	\$1.62	\$2.16	\$0.54	\$1.00	\$2.00	\$3.00	\$4.00	\$1.00
1 -CELEBRATION PLAZA	\$0.80	\$1.60	\$2.40	\$3.20	\$0.80	\$1.25	\$2.50	\$3.75	\$5.00	\$1.25



# Daniel Webster Western Beltway, Part C

(SR 429) Orange and Osceola counties

DANIEL WEBSTER WESTERN BELTWAY, PART C										
Mile Post - Description	SunPass Rate					Cash Rate				
	2 Axle	3 Axle	4 Axle	5 Axle	Add'l Axles	2 Axle	3 Axle	4 Axle	5 Axle	Add'l Axles
11 -Seidel Road	\$0.54	\$1.08	\$1.62	\$2.16	\$0.54	\$1.00	\$2.00	\$3.00	\$4.00	\$1.00
7 -WESTERN BELTWAY PLAZA	\$1.07	\$2.14	\$3.21	\$4.28	\$1.07	\$1.50	\$3.00	\$4.50	\$6.00	\$1.50
6 -US 192	\$0.54	\$1.08	\$1.62	\$2.16	\$0.54	\$1.00	\$2.00	\$3.00	\$4.00	\$1.00
1A -Sinclair Road	\$0.26	\$0.52	\$0.78	\$1.04	\$0.26	\$0.75	\$1.50	\$2.25	\$3.00	\$0.75

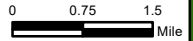


# Wekiva Parkway

(SR 429) Orange, Lake and Seminole counties

WEKIVA PARKWAY										
Mile Post - Description	SunPass Rate					TOLL-BY-PLATE Rate				
	2 Axle	3 Axle	4 Axle	5 Axle	Add'l Axles	2 Axle	3 Axle	4 Axle	5 Axle	Add'l Axles
43 -MOUNT PLYMOUTH PLAZA	\$0.76	\$1.52	\$2.28	\$3.04	\$0.76	\$1.01	\$2.02	\$3.03	\$4.04	\$1.01
46 -WEKIVA RIVER PLAZA	\$1.00	\$2.00	\$3.00	\$4.00	\$1.00	\$1.25	\$2.50	\$3.75	\$5.00	\$1.25
52 - SR 46	\$0.25	\$0.50	\$0.75	\$1.00	\$0.25	\$0.50	\$1.00	\$1.50	\$2.00	\$0.50

# Wekiva Parkway - Toll Rates (08/2022)



Sources:  
HERE 2022  
Florida's Turnpike  
Enterprise, 2022

