SIGN NAME	TOL-SERVI	QTY	1	SIGN NO.	STATION(S)
PANEL		BORDER			
WIDTH	20'-0"	WIDTH	2"		
HEIGHT	14'-0"	RADII	12"		
LEGEND	White	COLOR	White		
COLOR	Blue				

SYMBOL(S)	ANGLE	X	Y	WID	HT

SIGN NO.	NO. OF POSTS	EDGE OF LANE CLEARANCE	COLUMN SIZE		AVERAGE LENGTH

NO. OF LIGHT FIXTURES		FIXTURE SPACING		WATT	
PHOTOMETRIC CURVE				VOLTAGE	

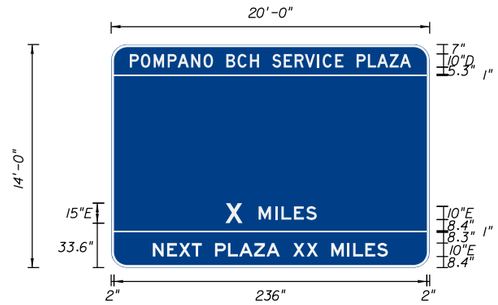

NOTE:
NEXT PLAZA MESSAGE TO BE INSTALLED ON THE CLOSEST SIGN TO PLAZA ONLY.

COPY		P	O	M	P	A	N	O		B	C	H		S	E	R	V	I	C	E				
SPACE	14.1	8.3	9.6	10.6	7.5	10.2	9.3	7.1	10	8.5	9.3	6.8	10	8.8	8.2	7.7	9.3	4.1	9.3	6.2				
COPY		P	L	A	Z	A		L																
SPACE	10	8.5	6.9	9.4	7.7	8.5	14	212																
COPY		X		M	I	L	E	S		L														
SPACE	86	13.1	12	12.4	4.8	9.5	9.1	8.1	86	68														
COPY		N	E	X	T		P	L	A	Z	A		X	X		M	I	L	E	S		L		
SPACE	31.4	10.7	8.9	9.8	7.5	10	9.8	8.3	11.3	9.2	10.2	10	10.1	8.7	10	12	4.4	9.2	8.9	8.1	31.5	177.1		
COPY																								
SPACE																								
COPY																								
SPACE																								

SIGN NAME	TOL-HAR	QTY	1	SIGN NO.	STATION(S)
PANEL		BORDER			
WIDTH	20'-0"	WIDTH	2"		
HEIGHT	10'-0"	RADII	12"		
LEGEND	White/ Black	COLOR	White/ Black		
COLOR	Blue/Yellow				

SYMBOL(S)	ANGLE	X	Y	WID	HT

SIGN NO.	NO. OF POSTS	EDGE OF LANE CLEARANCE	COLUMN SIZE		AVERAGE LENGTH

NO. OF LIGHT FIXTURES		FIXTURE SPACING		WATT	
PHOTOMETRIC CURVE				VOLTAGE	

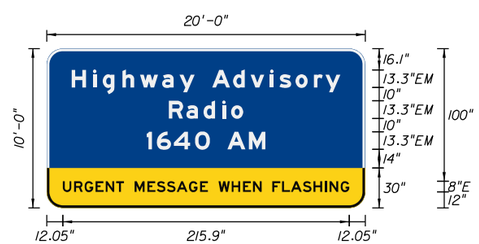

COPY		H	I	g	h	w	a	y		A	d	v	I	s	o	r	y		L					
SPACE	18.7	16	7.4	14.9	13.2	16.6	13.2	11.3	13.3	15.7	13.2	14.7	7.1	12.1	13.8	8.6	11.3	18.7	202.5					
COPY		R	a	d	i	o		L																
SPACE	92	13.2	12.9	14.1	6.8	9	92	56																
COPY		1	6	4	0		A	M		L														
SPACE	75.3	7.7	12.8	16	11.2	13.3	16.2	12.4	75.3	89.5														
COPY		U	R	G	E	N	T		M	E	S	S	A	G	E									
SPACE	12	8.6	7.8	8.3	7.6	7.8	6	8	9.6	7.1	7.6	7.4	9.3	8.3	6									
COPY		W	H	E	N		F	L	A	S	H	I	N	G		L								
SPACE	8	9.8	8.6	7.6	6.5	8	7.4	6.6	9	8.1	8.6	3.5	8.3	6.5	12	215.9								
COPY																								
SPACE																								

SIGN NAME	TOL-TANDEM	QTY	1	SIGN NO.	STATION(S)
PANEL		BORDER			
WIDTH	4'-0"	WIDTH	0.63"		
HEIGHT	3'-6"	RADII	1.13"		
LEGEND	Black	COLOR	Black		
COLOR	White				

SYMBOL(S)	ANGLE	X	Y	WID	HT

SIGN NO.	NO. OF POSTS	EDGE OF LANE CLEARANCE	COLUMN SIZE		AVERAGE LENGTH

NO. OF LIGHT FIXTURES		FIXTURE SPACING		WATT	
PHOTOMETRIC CURVE				VOLTAGE	

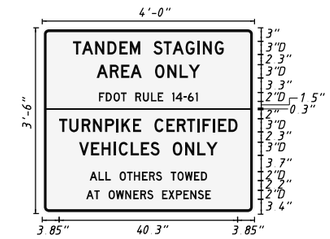

COPY		T	A	N	D	E	M		S	T	A	G	I	N	G		L							
SPACE	6.9	2	3	2.8	2.7	2.4	2.3	3	2.3	2	2.9	2.7	1.2	2.7	2	6.9	34.1							
COPY		A	R	E	A		O	N	L	Y		L												
SPACE	12.3	3	2.6	2.1	2.5	3	2.8	2.8	2	2.6	12.3	23.4												
COPY		F	D	O	T		R	U	L	E		1	4	–	6	1		L						
SPACE	12.8	1.5	1.8	1.7	1.2	2	1.7	1.8	1.5	1.2	2	0.8	1.8	1	1.8	0.5	12.8	22.3						
COPY		T	U	R	N	P	I	K	E		C	E	R	T	I	F	I	E	D		L			
SPACE	3.8	2.3	2.8	2.6	2.8	2.5	1.2	2.6	1.9	3	2.7	2.4	2.3	2.3	1.2	2.3	1.2	2.4	2	3.8	40.3			
COPY		V	E	H	I	C	L	E	S		O	N	L	Y		L								
SPACE	8.3	2.7	2.4	2.8	1.1	2.7	2.3	2.2	2	3	2.8	2.8	2	2.6	8.3	31.4								
COPY		A	L	L		O	T	H	E	R	S		T	O	W	E	D		L					
SPACE	10.7	2	1.5	1.2	2	1.7	1.5	1.8	1.6	1.6	1.4	2	1.5	1.7	2.1	1.6	1.4	10.7	26.5					
COPY		A	T		O	W	N	E	R	S		E	X	P	E	N	S	E		L				
SPACE	9.9	1.8	1.2	2	1.7	2.1	1.8	1.6	1.6	1.4	2	1.4	1.7	1.7	1.6	1.7	1.7	1.2	9.9	28.2				
COPY																								
SPACE																								
COPY																								
SPACE																								
COPY																								
SPACE																								
COPY																								
SPACE																								
COPY																								
SPACE																								
COPY																								
SPACE																								
COPY																								
SPACE																								
COPY																								
SPACE																								
COPY																								
SPACE																								
COPY																								
SPACE																								
COPY																								
SPACE																								
COPY																								
SPACE																								
COPY																								
SPACE																								
COPY																								
SPACE																								

11/22/2022

REVISIONS			
DATE	DESCRIPTION	DATE	DESCRIPTION

STATE OF FLORIDA
DEPARTMENT OF TRANSPORTATION

ROAD NO.	COUNTY	FINANCIAL PROJECT ID

SPECIAL SIGN DETAILS

SHEET NO.
1

SIGN NAME	TOL-NT1
QUANTITY	1
WIDTH	9'-6"
HEIGHT	5'-6"
BORDER WIDTH	2"
BORDER RADII	9"
PANEL COLOR	Yellow/White
LEGEND	Black/Black
BORDER	Black/Black

SYMBOL(S)	ANGLE	X	Y	WID	HT

SIGN NUMBER	CLEARANCE EDGE OF LANE	COLUMN SIZE STEEL		AVERAGE LENGTH

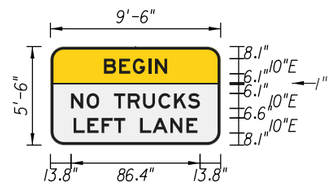

| | | | | |

SIGN NAME	TOL-INT1	QTY	1	SIGN NUMBER	STATION(S)
PANEL		BORDER			none
WIDTH	14'-6"	WIDTH	1.75"		
HEIGHT	12'-0"	RADII	12"		
LEGEND	Black	COLOR	Black		
COLOR	White				

SYMBOL(S)	ANGLE	X	Y	WID	HT
SunPass	0	57.4	101	67	24
Epass	0	14	68.6	67	24
PeachPass	0	93	68.6	67	24
QuickPass	0	14	38.6	67	24
LeeWay	0	93	38.6	67	24
EZPass	0	14	8.6	67	24

SIGN NUMBER	NUMBER OF POSTS	CLEARANCE Edge Of Lane	COLUMN SIZE		LENGTH AVERAGE

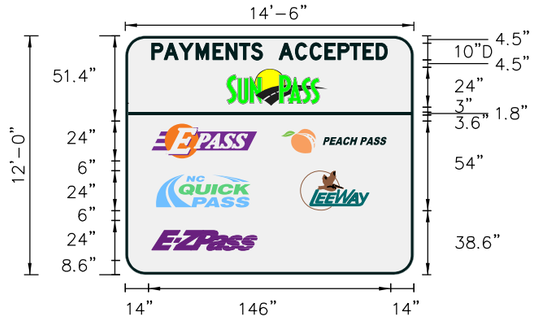

MAINLINE APPLICATIONS

NO. OF LIGHT FIXTURES	FIXTURE SPACING	PHOTOMETRIC CURVE	WATT	VOLTAGE

COPY SPACE	16	P 7.4	A 9.1	Y 10.1	M 10.2	E 7.9	N 8.3	T 7	S 6.8	10	A 9.8	C 8.8	C 9	E 7.9	P 7.4	T 7.7	E 7.9	D 6.8	15.9	L 142.1				
COPY SPACE																								
COPY SPACE																								
COPY SPACE																								
COPY SPACE																								
COPY SPACE																								

SIGN NAME	TOL-INT2	QTY	1	SIGN NUMBER	STATION(S)
PANEL		BORDER			none
WIDTH	10'-6"	WIDTH	1.5"		
HEIGHT	9'-0"	RADII	12"		
LEGEND	Black	COLOR	Black		
COLOR	White				

SYMBOL(S)	ANGLE	X	Y	WID	HT
SunPass	0	38.1	74	50.2	18
Epass	0	7	52	50.2	18
PeachPass	0	68.8	52	50.2	18
QuickPass	0	7	29.5	50.2	18
LeeWay	0	68.8	29.5	50.2	18
EZPass	0	7	7	50.2	18

SIGN NUMBER	NUMBER OF POSTS	CLEARANCE Edge Of Lane	COLUMN SIZE		AVERAGE LENGTH

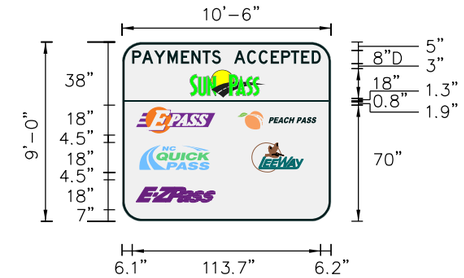

SERVICE PLAZA APPLICATIONS

NO. OF LIGHT FIXTURES	FIXTURE SPACING	PHOTOMETRIC CURVE	WATT	VOLTAGE

COPY SPACE	6.1	P 5.9	A 7.3	Y 8.1	M 8.2	E 6.3	N 6.6	T 5.6	S 5.4	8	A 7.8	C 7	C 7.2	E 6.3	P 5.9	T 6.2	E 6.3	D 5.4	6.2	L 113.7				
COPY SPACE																								
COPY SPACE																								
COPY SPACE																								
COPY SPACE																								
COPY SPACE																								

SIGN NAME		QTY		SIGN NUMBER	STATION(S)
PANEL		BORDER			
WIDTH		WIDTH			
HEIGHT		RADII			
LEGEND		COLOR			
COLOR					

SYMBOL(S)	ANGLE	X	Y	WID	HT

SIGN NUMBER	NUMBER OF POSTS	CLEARANCE Edge Of Lane	COLUMN SIZE		AVERAGE LENGTH

NO. OF LIGHT FIXTURES	FIXTURE SPACING	PHOTOMETRIC CURVE	WATT	VOLTAGE

COPY SPACE																								
COPY SPACE																								
COPY SPACE																								
COPY SPACE																								
COPY SPACE																								
COPY SPACE																								

SIGN NAME		QTY		SIGN NUMBER	STATION(S)
PANEL		BORDER			
WIDTH		WIDTH			
HEIGHT		RADII			
LEGEND		COLOR			
COLOR					

SYMBOL(S)	ANGLE	X	Y	WID	HT

NUMBER	NUMBER OF POSTS	CLEARANCE Edge Of Lane	COLUMN SIZE		AVERAGE LENGTH

NO. OF LIGHT FIXTURES	FIXTURE SPACING	PHOTOMETRIC CURVE	WATT	VOLTAGE

COPY SPACE																								
COPY SPACE																								
COPY SPACE																								
COPY SPACE																								
COPY SPACE																								
COPY SPACE																								

REVISIONS

DATE	BY	DESCRIPTION	DATE	BY

STATE OF FLORIDA
DEPARTMENT OF TRANSPORTATION

ROAD NO.	COUNTY	FINANCIAL PROJECT ID

SPECIAL SIGN DETAILS

SHEET NO.
3

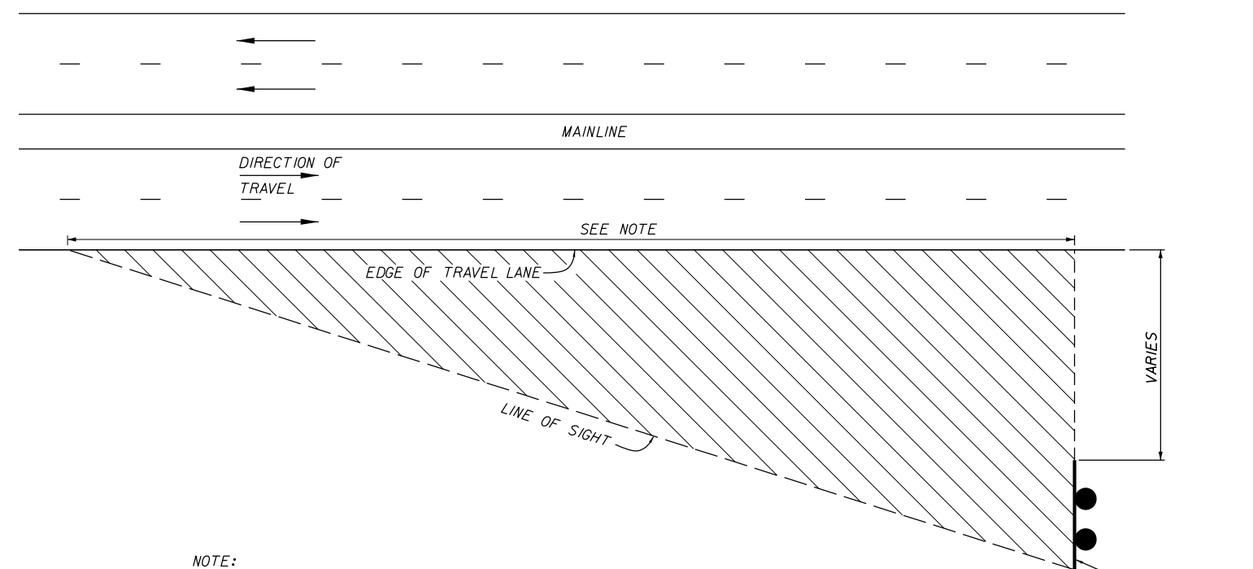

NOTE:

STANDARD LINE OF SIGHT

MAINLINE : 650' MIN.
RAMP : 500' MIN.
PLAZA : 200' MIN.

INDICATES LIMITS OF VEGETATION REMOVAL OR TRIMMING

N.T.S.

11/22/2022

REVISIONS					
DATE	BY	DESCRIPTION	DATE	BY	DESCRIPTION

STATE OF FLORIDA
DEPARTMENT OF TRANSPORTATION

ROAD NO.	COUNTY	FINANCIAL PROJECT ID

MISCELLANEOUS DETAILS
SIGN PLACEMENT

SHEET NO.
4