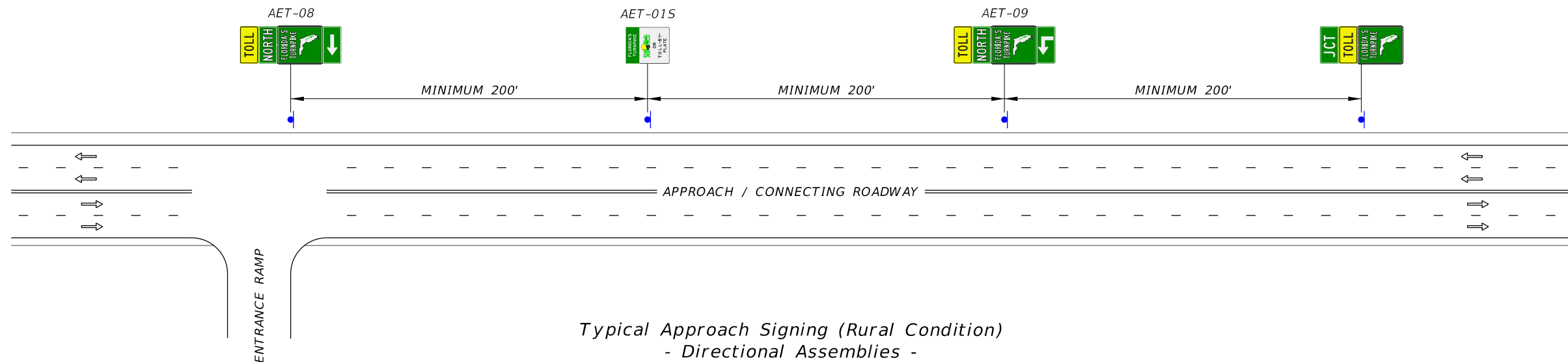


Typical Approach Signing (Urban Condition)
- Entrance Direction Guide Signs -

N.T.S.



Typical Approach Signing (Rural Condition)
- Directional Assemblies -

N.T.S.

NOTES:

1. MINIMUM SPACING DISTANCES FOR SIGNS TO CONFORM TO THE TRAFFIC ENGINEERING MANUAL, AND F.A.C. RULE CHAPTER 14-51, TABLE 1.
2. LEGENDS/MESSAGES SHOWN ON SIGNS AET-04 ARE PROVIDED AS AN EXAMPLE ONLY. ACTUAL DESIGNS SHALL BE SHOWN IN THE PLANS.

11/22/2022

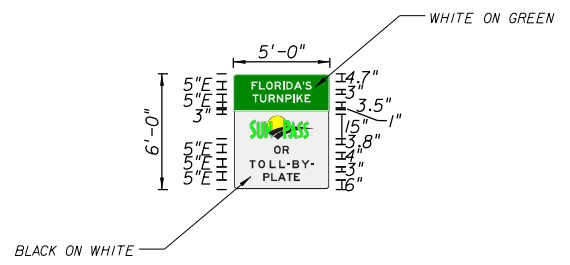
REVISIONS					
DATE	BY	DESCRIPTION	DATE	BY	DESCRIPTION

STATE OF FLORIDA DEPARTMENT OF TRANSPORTATION		
ROAD NO.	COUNTY	FINANCIAL PROJECT ID

ALL ELECTRONIC TOLLING
CONNECTING ROADWAYS
TYPICAL SIGNING LAYOUT

SHEET NO.
1

SIGN NAME	AET-OIS	QTY	SIGN NUMBER	STATION(S)	
PANEL	BORDER			none	
WIDTH 5'-0"	WIDTH 1.25"				
HEIGHT 6'-0"	RADII 6"				
LEGEND White/Black	COLOR White/Black				
COLOR Green/White					
SYMBOL(S)	ANGLE	X	Y	WID	HT
SP_LOGO	0	10.1	31.8	39.8	15
SIGN NUMBER	NUMBER OF POSTS	CLEARANCE Edge Of Lane	COLUMN SIZE	AVERAGE LENGTH	

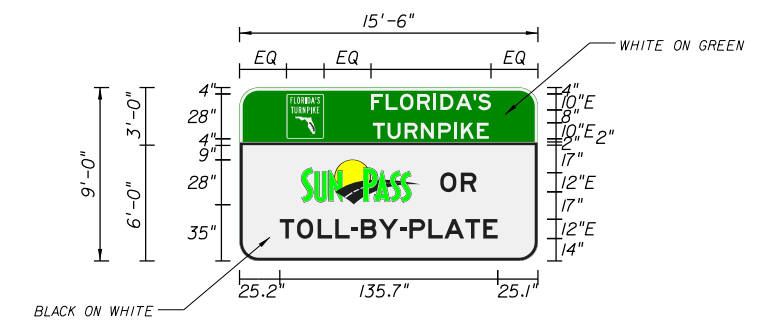


SIDE STREET APPLICATIONS

NO. OF LIGHT FIXTURES	FIXTURE SPACING	PHOTOMETRIC CURVE	WATT	VOLTAGE

COPY	F	L	O	R	I	D	A	'	S	L		
SPACE	11.2	4.6	4.5	5.4	5.1	2.2	4.8	5.5	1.5	4.1	11.1	37.7
COPY	T	U	R	N	P	I	K	E	L			
SPACE	11.8	4.6	5.4	5.1	5.4	4.9	2.2	5	3.8	11.8	36.4	
COPY	O	R	L									
SPACE	25.3	5.4	4.1	25.2	9.5							
COPY	T	O	L	L	-	B	Y	-	L			
SPACE	10	5.5	7.1	5.9	4.6	3.8	5.4	6	1.8	9.9	40.1	
COPY	P	L	A	T	E	L						
SPACE	18.5	4.9	4.2	5.5	4.6	3.8	18.5	23				
COPY	P	L	A	T	E	L						
SPACE												

SIGN NAME	AET-OIL	QTY	SIGN NUMBER	STATION(S)	
PANEL	BORDER				
WIDTH 15'-6"	WIDTH 2"				
HEIGHT 9'-0"	RADII 12"				
LEGEND White/Black	COLOR White/Black				
COLOR Green/White					
SYMBOL(S)	ANGLE	X	Y	WID	HT
TP_MD	0	29.3	76	23.3	28
SP_LOGO	0	38.4	35	74.7	28
SIGN NUMBER	NUMBER OF POSTS	CLEARANCE Edge Of Lane	COLUMN SIZE	AVERAGE LENGTH	

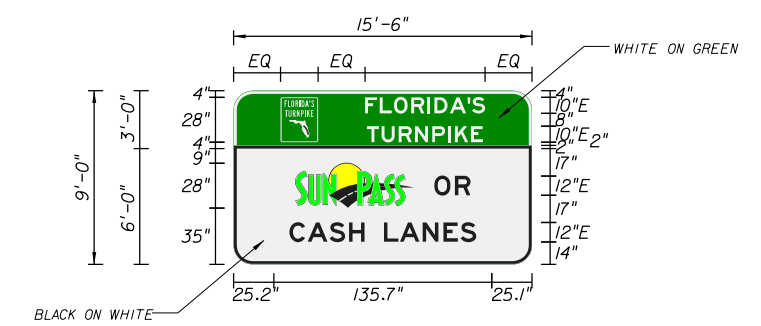


MAINLINE APPLICATIONS

NO. OF LIGHT FIXTURES	FIXTURE SPACING	PHOTOMETRIC CURVE	WATT	VOLTAGE

COPY	F	L	O	R	I	D	A	'	S	L						
SPACE	81.9	9.2	8.9	10.7	10.1	4.4	9.5	11	2.9	8.1	29.3	74.8				
COPY	T	U	R	N	P	I	K	E	L							
SPACE	83	9.2	10.7	10.1	10.7	9.8	4.4	9.9	7.5	30.7	72.3					
COPY	O	R	L													
SPACE	125	12.8	9.7	38.5	22.5											
COPY	T	O	L	L	-	B	Y	-	P	L	A	T	E	L		
SPACE	25.2	10.7	12.8	11	9.8	6.1	11	13.1	6.1	11.8	10	13.2	11	9	25.2	135.6
COPY	P	L	A	T	E	L										
SPACE																

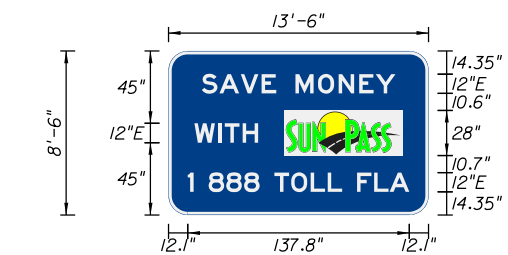
SIGN NAME	AET-END	QTY	SIGN NUMBER	STATION(S)	
PANEL	BORDER				
WIDTH 15'-6"	WIDTH 2"				
HEIGHT 9'-0"	RADII 12"				
LEGEND White/Black	COLOR White/Black				
COLOR Green/White					
SYMBOL(S)	ANGLE	X	Y	WID	HT
TP_MD	0	29.3	76	23.3	28
SP_LOGO	0	38.4	35	74.7	28
SIGN NUMBER	NUMBER OF POSTS	CLEARANCE Edge Of Lane	COLUMN SIZE	AVERAGE LENGTH	



NO. OF LIGHT FIXTURES	FIXTURE SPACING	PHOTOMETRIC CURVE	WATT	VOLTAGE

COPY	F	L	O	R	I	D	A	'	S	L			
SPACE	81.9	9.2	8.9	10.7	10.1	4.4	9.5	11	2.9	8.1	29.3	74.8	
COPY	T	U	R	N	P	I	K	E	L				
SPACE	83	9.2	10.7	10.1	10.7	9.8	4.4	9.9	7.5	30.7	72.3		
COPY	O	R	L										
SPACE	125	12.8	9.7	38.5	22.5								
COPY	C	A	S	H	L	A	N	E	S	L			
SPACE	34.9	11.4	13.6	12.1	9.7	12	10	14.3	12.8	10.7	9.7	34.9	116.3
COPY	P	L	A	T	E	L							
SPACE													

SIGN NAME	AET-03L	QTY	SIGN NUMBER	STATION(S)	
PANEL	BORDER				
WIDTH 13'-6"	WIDTH 2"				
HEIGHT 8'-6"	RADII 12"				
LEGEND White	COLOR White				
COLOR Blue					
SYMBOL(S)	ANGLE	X	Y	WID	HT
	0	71.9	37	74	28
SIGN NUMBER	NUMBER OF POSTS	CLEARANCE Edge Of Lane	COLUMN SIZE	AVERAGE LENGTH	



* This sign should not be placed on facilities that have Express Lanes.

NO. OF LIGHT FIXTURES	FIXTURE SPACING	PHOTOMETRIC CURVE	WATT	VOLTAGE

COPY	S	A	V	E	M	O	N	E	Y	L							
SPACE	20.8	11	13.2	13.1	9	12	14	12.8	12.8	10.3	12.2	20.8	120.4				
COPY	W	I	T	H	L												
SPACE	16.1	14.8	4.2	11	9.7	106.1	39.7										
COPY	1	8	8	8	T	O	L	L	F	L	A	L					
SPACE	12.1	3.6	9.3	11	11	9.7	9.3	10.3	12.2	10.6	9	9.3	10.6	9.7	12.2	12.1	137.8
COPY	P	L	A	T	E	L											
SPACE																	

11/22/2022

REVISIONS					
DATE	BY	DESCRIPTION	DATE	BY	DESCRIPTION

STATE OF FLORIDA DEPARTMENT OF TRANSPORTATION		
ROAD NO.	COUNTY	FINANCIAL PROJECT ID

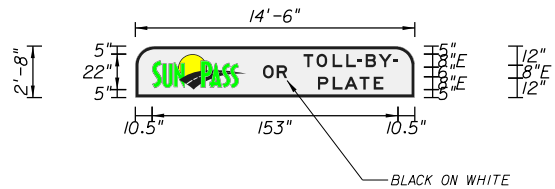
**ALL ELECTRONIC TOLLING
TOLL-BY-PLATE
SIGN PANELS**

SHEET NO.
2

SIGN NAME	AET-04 (Top Panel)	SIGN NUMBER		STATION(S)	
PANEL		BORDER		none	
WIDTH	14'-6"	HEIGHT	2'-8"	WIDTH	2"
HEIGHT	2'-8"	RADII	12"		
LEGEND	Black	COLOR	Black		
COLOR	White				
SYMBOL(S)	ANGLE	X	Y	WID	HT
SP_LOGO	0	10.5	5	58.7	22
SIGN NUMBER	NUMBER OF POSTS	CLEARANCE Edge Of Lane	COLUMN SIZE	AVERAGE LENGTH	

NOTES:
1. FOR WIDER WIDTHS, LEFT & RIGHT MARGIN SHOULD MATCH INTERWORD SPACING.
2. SIDE STREET APPLICATIONS.

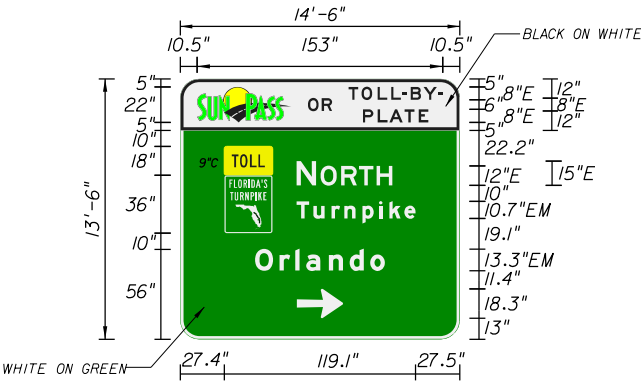
NO. OF LIGHT FIXTURES	FIXTURE SPACING	PHOTOMETRIC CURVE	WATT	VOLTAGE



COPY		T	O	L	L	-	B	Y	-	L								
SPACE	104.8	8	10	8.5	7	5.1	8.1	9.2	2.8	10.5	58.7							
COPY		O	R		L													
SPACE	79.5	8.6	6.5	79.4	15.1													
COPY		P	L	A	T	E		L										
SPACE	113.7	9.3	7.3	9.5	8.8	6	19.4	40.9										

SIGN NAME	AET-04	QTY	1	SIGN NUMBER		STATION(S)	
PANEL		BORDER					
WIDTH	14'-6"	HEIGHT	13'-6"	WIDTH	2"		
HEIGHT	13'-6"	RADII	12"				
LEGEND	Black/White	COLOR	Black/White				
COLOR	White/Green						
SYMBOL(S)	ANGLE	X	Y	WID	HT		
SP_LOGO	0	10.5	135	58.7	22		
M4-15	0	27.4	102	30	18		
TP_SM	0	27.4	66	30	36		
ARMED	0	72.6	13.1	18.3	28.7		
SIGN NUMBER	NUMBER OF POSTS	CLEARANCE Edge Of Lane	COLUMN SIZE	AVERAGE LENGTH			

NO. OF LIGHT FIXTURES	FIXTURE SPACING	PHOTOMETRIC CURVE	WATT	VOLTAGE



COPY		T	O	L	L	-	B	Y	-	L								
SPACE	104.8	8	10	8.5	7	5.1	8.1	9.2	2.8	10.5	58.7							
COPY		O	R		L													
SPACE	79.5	8.6	6.5	79.4	15.1													
COPY		P	L	A	T	E		L										
SPACE	113.7	9.3	7.3	9.5	8.8	6	19.4	40.9										
COPY		N	O	R	T	H		L										
SPACE	72.4	12.2	2.8	12.8	11	11	9.7	42.1	59.5									
COPY		T	U	R	N	P	I	K	E		L							
SPACE	72.4	10.5	11.3	7.9	11.3	10.3	6.4	9.4	7	27.5	74.1							
COPY		O	R	I	A	N	D	O		L								
SPACE	46.7	15.2	9.8	6.8	14.1	12.9	12.9	9	46.6	80.7								

REVISIONS					
DATE	BY	DESCRIPTION	DATE	BY	DESCRIPTION

SIGN NAME	AET-06 (Top Panel)	SIGN NUMBER		STATION(S)	
PANEL		BORDER		none	
WIDTH	17'-0"	HEIGHT	3'-0"	WIDTH	2"
HEIGHT	3'-0"	RADII	12"		
LEGEND	Black	COLOR	Black		
COLOR	White				
SYMBOL(S)	ANGLE	X	Y	WID	HT
SP_LOGO	0	10	4	74.7	28
SIGN NUMBER	NUMBER OF POSTS	CLEARANCE Edge Of Lane	COLUMN SIZE	AVERAGE LENGTH	

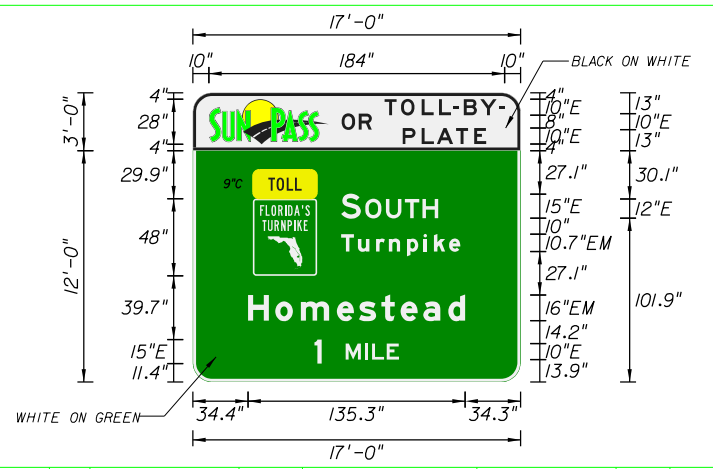
NOTES:
1. FOR WIDER WIDTHS, LEFT & RIGHT MARGIN SHOULD MATCH INTERWORD SPACING.
2. MAINLINE APPLICATIONS.
3. THE SPACE BETWEEN THE SUNPASS LOGO, THE WORD "OR" AND "TOLL-BY-PLATE" SHOULD NOT BE GREATER THAN 24".

NO. OF LIGHT FIXTURES	FIXTURE SPACING	PHOTOMETRIC CURVE	WATT	VOLTAGE

COPY		T	O	L	L	-	B	Y	-	L								
SPACE	119.3	10.2	12.9	10.8	8.9	6.6	10.2	11.6	3.5	10	74.7							
COPY		O	R		L													
SPACE	92.6	10.7	8.1	92.6	18.8													
COPY		P	L	A	T	E		L										
SPACE	130.6	11.9	9.3	12	11.3	7.5	21.4	52										

SIGN NAME	AET-06	QTY	1	SIGN NUMBER		STATION(S)	
PANEL		BORDER					
WIDTH	17'-0"	HEIGHT	15'-0"	WIDTH	2"		
HEIGHT	15'-0"	RADII	12"				
LEGEND	Black/White	COLOR	Black/White				
COLOR	White/Green						
SYMBOL(S)	ANGLE	X	Y	WID	HT		
SP_LOGO	0	10	148	74.7	28		
TP_MD	0	37	66.1	40	48		
M4-15	0	37	114.1	40	18		
SIGN NUMBER	NUMBER OF POSTS	CLEARANCE Edge Of Lane	COLUMN SIZE	AVERAGE LENGTH			

NO. OF LIGHT FIXTURES	FIXTURE SPACING	PHOTOMETRIC CURVE	WATT	VOLTAGE



COPY		T	O	L	L	-	B	Y	-	L											
SPACE	119.3	10.2	12.9	10.8	8.9	6.6	10.2	11.6	3.5	10	74.7										
COPY		O	R		L																
SPACE	92.6	10.7	8.1	92.6	18.8																
COPY		P	L	A	T	E		L													
SPACE	130.6	11.9	9.3	12	11.3	7.5	21.4	52													
COPY		S	O	U	T	H		L													
SPACE	92	12.1	2.8	12.8	11.8	11	9.7	51.8	60.2												
COPY		T	U	R	N	P	I	K	E		L										
SPACE	92	10.5	11.3	7.9	11.3	10.3	6.4	9.4	7	37.9	74.1										
COPY		H	O	M	E	S	T	E	A	D		L									
SPACE	34.4	17	15.8	22.6	13.8	13.9	12	14.1	15.5	10.6	34.3	135.3	75.7	4.5	15	12	4.4	9.2	7.5	75.7	52.6

STATE OF FLORIDA DEPARTMENT OF TRANSPORTATION		
ROAD NO.	COUNTY	FINANCIAL PROJECT ID

**ALL ELECTRONIC TOLLING
TOLL-BY-PLATE
SIGN PANELS**

SHEET NO.
3