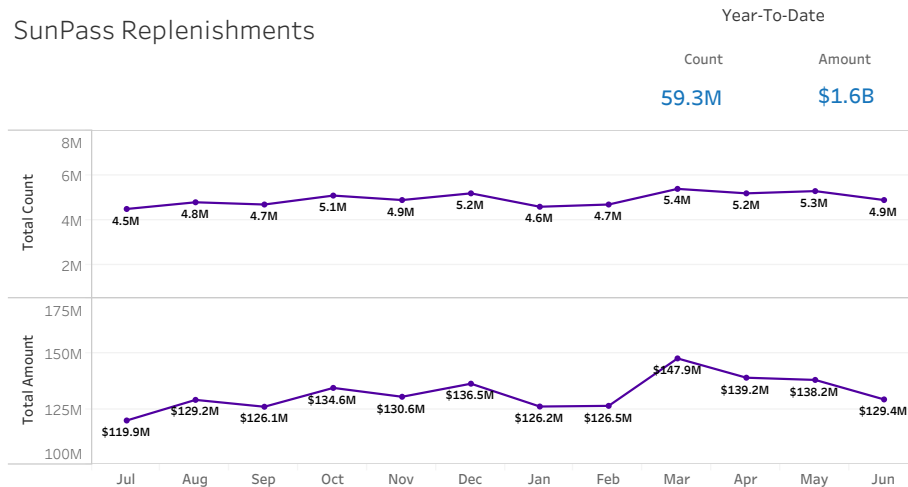
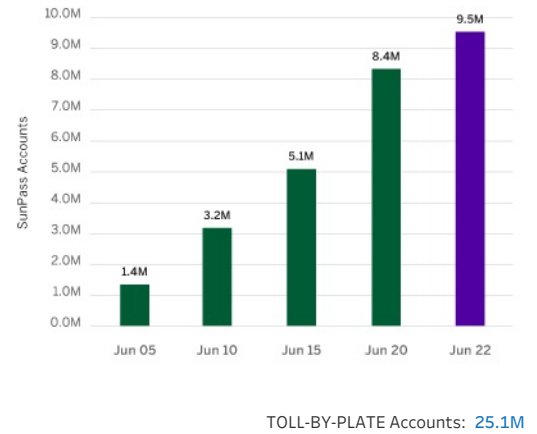


Florida's Turnpike Enterprise Performance Dashboard June 2022

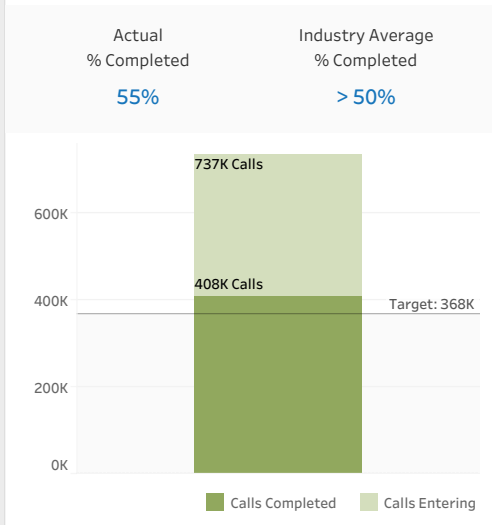
SunPass Replenishments



Customer Accounts



Interactive Voice Response (IVR)



Call Center

Call Activity

Actual Calls: 137,342
Year-To-Date: 1,828,028

Average Wait Time (Min:Sec)

Actual Time: 65:26
Target Time: < 01:00

Average Call Handle Time (Min:Sec)

Actual Time: 08:03
Target Time: < 05:00

Walk-In Center Customers Served

Year-To-Date: 104,819

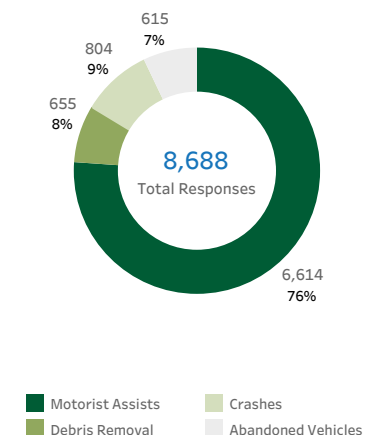
| | | |
|---------------------|--------------|-------------|
| Boca Raton | 1,673 | 18% |
| Ocoee | 1,927 | 21% |
| Miami | 2,461 | 26% |
| Tampa | 1,425 | 15% |
| Pinellas Bayway | 763 | 8% |
| Mid-Bay Bridge | 459 | 5% |
| Snapper Creek | 337 | 4% |
| Garcon Point Bridge | 287 | 3% |
| Total | 9,332 | 100% |

Safety FY 2022

| | Jul | Aug | Sep | Oct | Nov | Dec | Jan | Feb | Mar | Apr | May | Jun | Year-To-Date Totals |
|------------------------------|------------|------------|------------|------------|------------|-----------|-----------|-----------|-----------|-----------|-----------|-----------|---------------------|
| Cable Barrier Interventions | 7 | 18 | 10 | 9 | 9 | 9 | 4 | 4 | 9 | 7 | 6 | 13 | 105 |
| Guardrail Interventions | 125 | 98 | 91 | 84 | 85 | 65 | 63 | 52 | 73 | 77 | 81 | 83 | 977 |
| Wrong Way Driving Detections | 9 | 12 | 18 | 11 | 12 | 17 | 10 | 9 | 6 | 7 | 11 | 3 | 125 |
| Total | 141 | 128 | 119 | 104 | 106 | 91 | 77 | 65 | 88 | 91 | 98 | 99 | 1,207 |

Road Ranger Responses

Year-To-Date: 109,850



Florida's Turnpike Enterprise Performance Dashboard June 2022

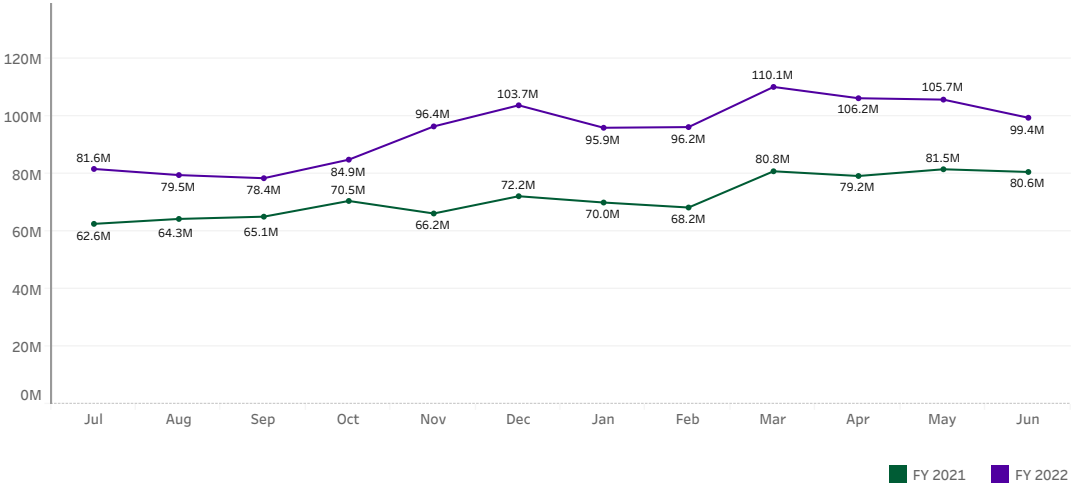
Financials

Year-To-Date (12 Months)

Audited

| | Actual | Estimate |
|-----------------------|------------|------------|
| Total Gross Revenue | \$1,153.4M | \$1,067.7M |
| O&M Expenses | \$251.9M | \$247.5M |
| Net Revenue | \$901.5M | \$820.2M |
| Debt Service Coverage | 3.41 | 3.08 |

Transactions



Active Construction Projects

| Project Costs | Project Count |
|---------------|---------------|
| \$1.5B | 29 |

Major Construction Projects

| Project Description | County | Contracted Cost |
|--|------------|-----------------|
| Sawgrass Expressway Interchange Improvement at Atlantic Blvd | Broward | \$72.5M |
| Suncoast Parkway Extension from SR 44 to CR 486 | Citrus | \$103.0M |
| Suncoast Parkway Resurfacing (SR 50 to US 98) | Hernando | \$4.3M |
| Turnpike Mainline widening (SR 50 to Minneola/Hancock Rd) | Lake | \$162.3M |
| Turnpike Mainline widening (Minneola/Hancock Rd to O'Brien Rd) | Lake | \$233.0M |
| Turnpike Mainline Resurfacing and Roadside Improvements (North of Indiantown Rd to South of Becker Rd) | Martin | \$34.0M |
| Turnpike Mainline extension widening (SR 836 to NW 106th St) | Miami-Dade | \$245.0M |
| Turnpike Mainline extension widening (NW 106th St. to I-75) | Miami-Dade | \$370.0M |
| Turnpike Mainline Improvement (Beachline Expwy to I-4 Direct Connect Ramps) | Orange | \$85.0M |
| Turnpike Mainline Resurfacing and Improvements (I-4 to SR 408) | Orange | \$18.9M |
| Turnpike Mainline Resurfacing and Roadside Improvements (SR 408 to north of SR 429) | Orange | \$22.0M |
| Western Beltway Resurfacing and Improvements (Sinclair Rd to Seidel Rd) | Orange | \$18.8M |
| Turnpike Mainline Resurfacing and Improvements (North of Ft. Drum Service Plaza to North of Yeehaw Junction) | Osceola | \$16.7M |
| Turnpike Mainline Resurfacing and Improvements (North of Palm Beach Gardens to North of Jupiter) | Palm Beach | \$12.5M |
| Turnpike Mainline widening (Boynton Beach to Lake Worth Rd) | Palm Beach | \$170.0M |
| Suncoast Parkway Interchange Improvements at SR 54 | Pasco | \$6.7M |
| Polk Parkway Widening (Old Dixie Hwy to South of Pace Rd) and Resurfacing (US 92 to I-4) | Polk | \$61.2M |
| Seminole Expressway Resurfacing (SR 434 to Lake Mary Blvd) | Seminole | \$13.8M |
| Turnpike Mainline Resurfacing (Becker Rd to Fort Pierce) | St. Lucie | \$32.0M |
| Turnpike Mainline Roadside and Safety Improvements (CR 470 to I-75) | Sumter | \$11.6M |

Completed Construction Projects

Year-To-Date

