

Toll Rates for Florida's Turnpike System and Florida Department of Transportation (FDOT) Toll Facilities

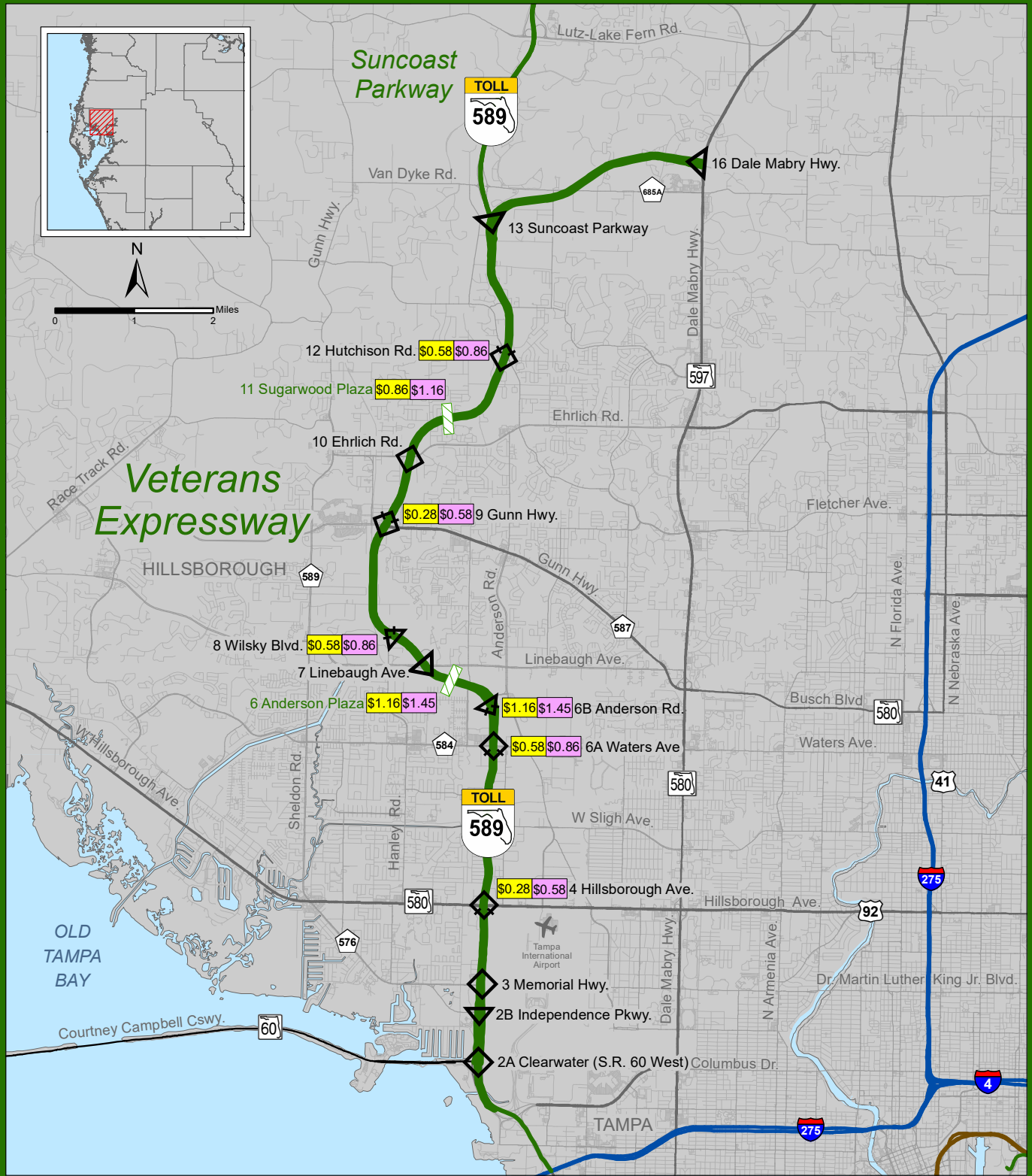
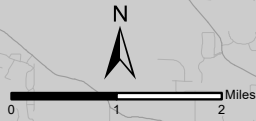
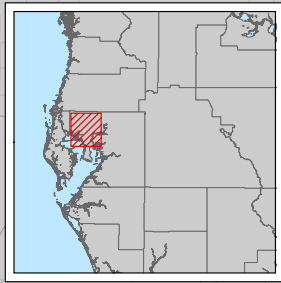
West Central Florida



Veterans Expressway (SR 589)

Hillsborough County

VETERANS EXPRESSWAY (SR 589)										
Mile Post - Description	SunPass Rate					TOLL-BY-PLATE Rate				
	2 Axle	3 Axle	4 Axle	5 Axle	Add'l Axles	2 Axle	3 Axle	4 Axle	5 Axle	Add'l Axles
12 -Hutchison Road	\$0.58	\$1.16	\$1.74	\$2.32	\$0.58	\$0.86	\$1.72	\$2.58	\$3.44	\$0.86
11 -SUGARWOOD PLAZA	\$0.86	\$1.72	\$2.58	\$3.44	\$0.86	\$1.16	\$2.32	\$3.48	\$4.64	\$1.16
9 -Gunn Highway	\$0.28	\$0.56	\$0.84	\$1.12	\$0.28	\$0.58	\$1.16	\$1.74	\$2.32	\$0.58
8 -Wilsky Boulevard	\$0.58	\$1.16	\$1.74	\$2.32	\$0.58	\$0.86	\$1.72	\$2.58	\$3.44	\$0.86
6 -ANDERSON PLAZA	\$1.16	\$2.32	\$3.48	\$4.64	\$1.16	\$1.45	\$2.90	\$4.35	\$5.80	\$1.45
6B -Anderson Road	\$1.16	\$2.32	\$3.48	\$4.64	\$1.16	\$1.45	\$2.90	\$4.35	\$5.80	\$1.45
6A -Waters Avenue	\$0.58	\$1.16	\$1.74	\$2.32	\$0.58	\$0.86	\$1.72	\$2.58	\$3.44	\$0.86
4 -Hillsborough Avenue	\$0.28	\$0.56	\$0.84	\$1.12	\$0.28	\$0.58	\$1.16	\$1.74	\$2.32	\$0.58



Veterans Expressway (SR 589) - Toll Rates (07/2023)



Sources: HERE 2023
Florida's Turnpike Enterprise, 2023

- SunPass® Toll Rate
- TOLL-BY-PLATE® Toll Rate
- Toll Plaza (All-Electronic)
- Interchange With Toll Collection

- Interchange With No Toll Collection
- Veterans Expressway
- Existing Turnpike System Facility

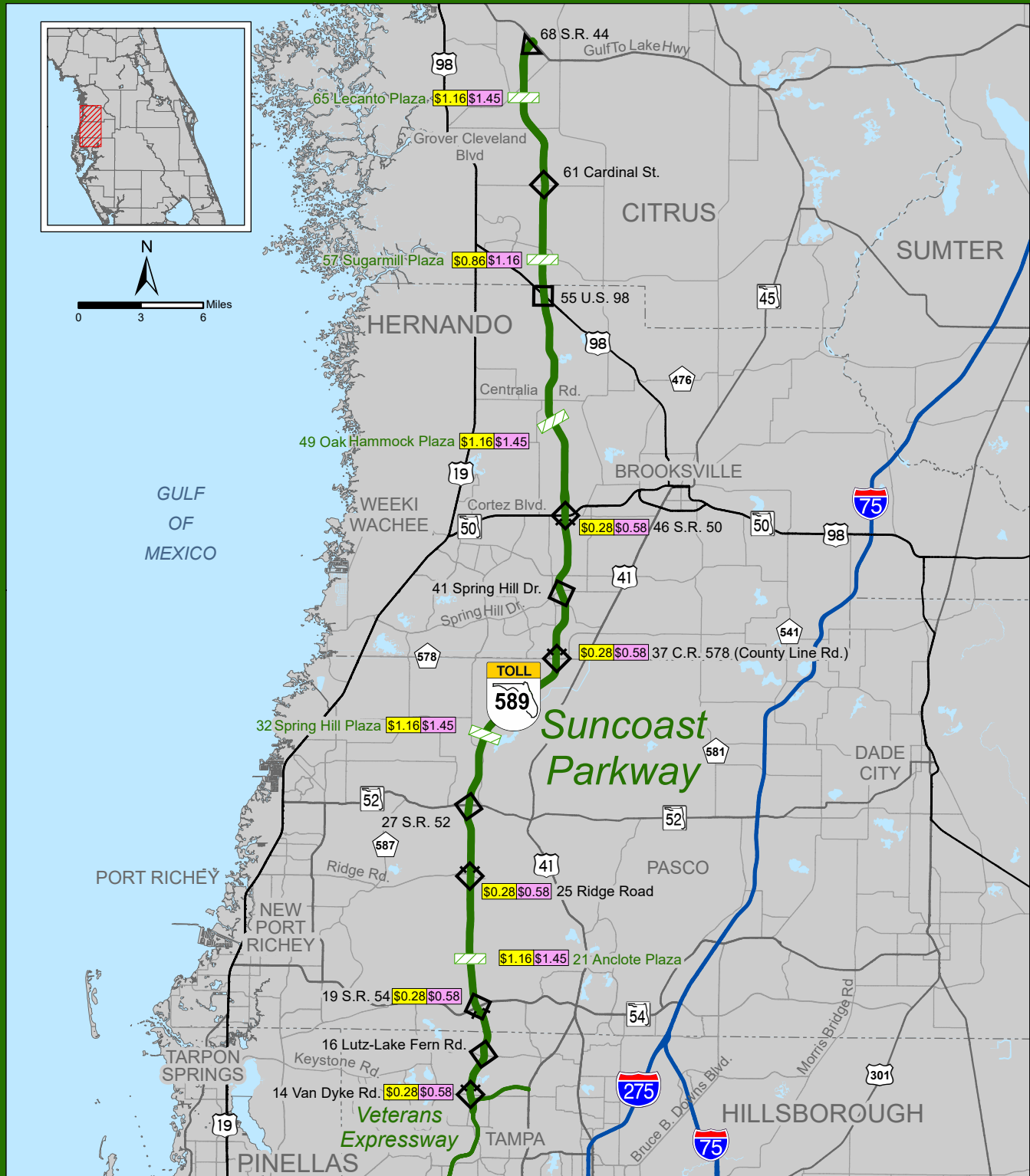
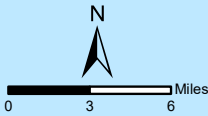
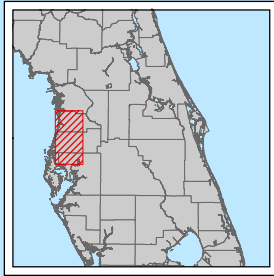
- Interstate Highway
- Arterial
- Other Road
- County Boundary



Suncoast Parkway (SR 589)

Hillsborough, Pasco, Hernando and Citrus Counties

SUNCOAST PARKWAY (SR 589)										
Mile Post - Description	SunPass Rate					TOLL-BY-PLATE Rate				
	2 Axle	3 Axle	4 Axle	5 Axle	Add'l Axles	2 Axle	3 Axle	4 Axle	5 Axle	Add'l Axles
65-LECANTO PLAZA	\$1.16	\$2.32	\$3.48	\$4.64	\$1.16	\$1.45	\$2.90	\$4.35	\$5.80	\$1.45
57-SUGARMILL PLAZA	\$0.86	\$1.72	\$2.58	\$3.44	\$0.86	\$1.16	\$2.32	\$3.48	\$4.64	\$1.16
49-OAK HAMMOCK PLAZA	\$1.16	\$2.32	\$3.48	\$4.64	\$1.16	\$1.45	\$2.90	\$4.35	\$5.80	\$1.45
46-SR 50	\$0.28	\$0.56	\$0.84	\$1.12	\$0.28	\$0.58	\$1.16	\$1.74	\$2.32	\$0.58
37-CR 578 (County Line Rd.)	\$0.28	\$0.56	\$0.84	\$1.12	\$0.28	\$0.58	\$1.16	\$1.74	\$2.32	\$0.58
32-SPRING HILL PLAZA	\$1.16	\$2.32	\$3.48	\$4.64	\$1.16	\$1.45	\$2.90	\$4.35	\$5.80	\$1.45
25-Ridge Road	\$0.28	\$0.56	\$0.84	\$1.12	\$0.28	\$0.58	\$1.16	\$1.74	\$2.32	\$0.58
21-ANCLOTE PLAZA	\$1.16	\$2.32	\$3.48	\$4.64	\$1.16	\$1.45	\$2.90	\$4.35	\$5.80	\$1.45
19-SR 54	\$0.28	\$0.56	\$0.84	\$1.12	\$0.28	\$0.58	\$1.16	\$1.74	\$2.32	\$0.58
14-Van Dyke Road	\$0.28	\$0.56	\$0.84	\$1.12	\$0.28	\$0.58	\$1.16	\$1.74	\$2.32	\$0.58



Suncoast Parkway (SR 589) - Toll Rates (07/2023)



- SunPass® Toll Rate
- TOLL-BY-PLATE® Toll Rate
- Toll Plaza (All-Electronic)
- Interchange With Toll Collection
- Interchange With No Toll Collection
- Suncoast Parkway
- Existing Turnpike System Facility
- Interstate Highway
- Arterial
- Other Road
- County Boundary



Sources: HERE 2023
Florida's Turnpike Enterprise, 2023

Polk Parkway (SR 570)

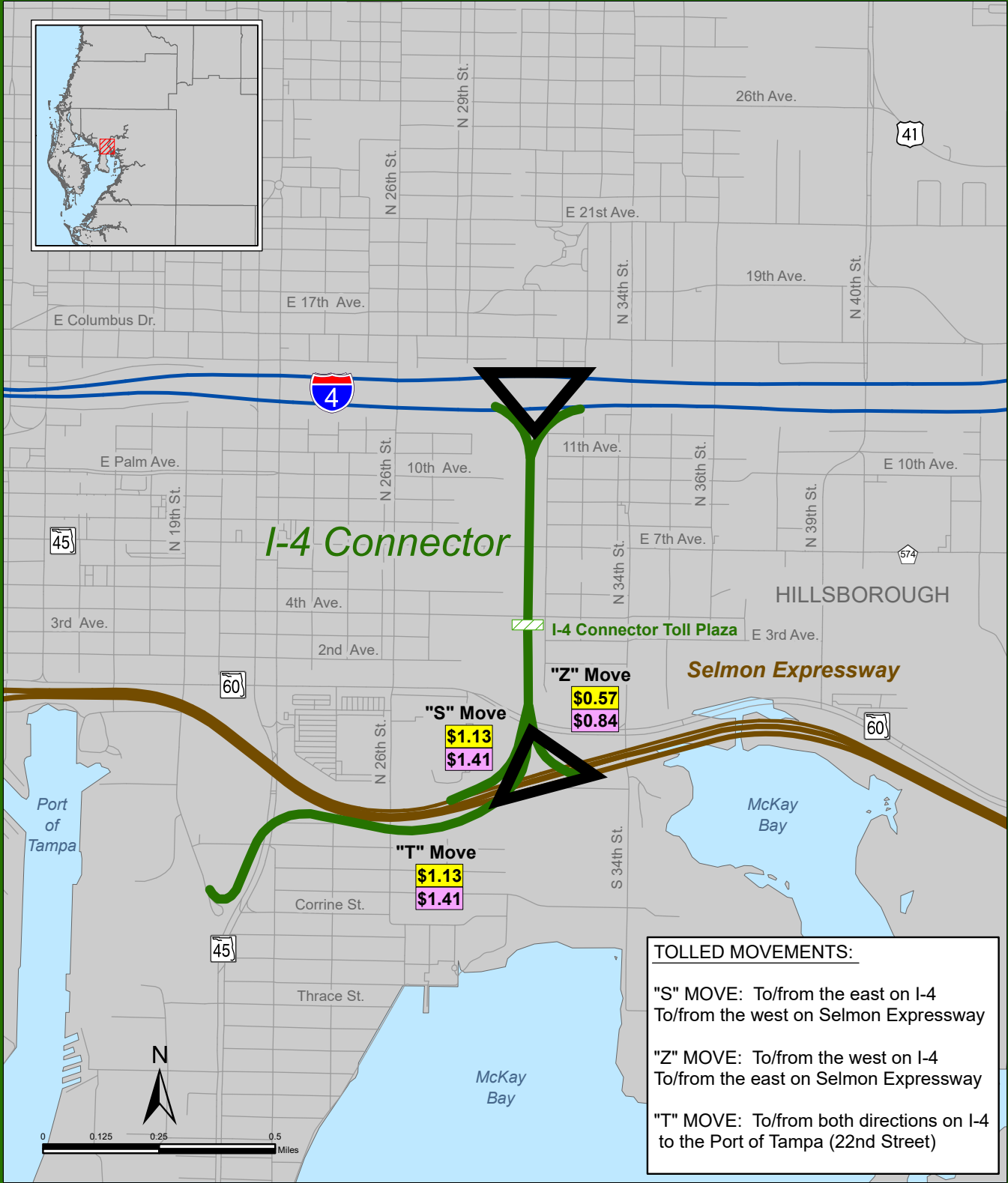
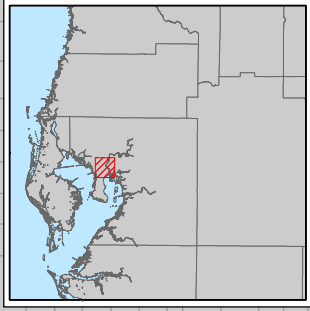
Polk County

POLK PARKWAY (SR 570)										
Mile Post - Description	SunPass Rate					TOLL-BY-PLATE Rate				
	2 Axle	3 Axle	4 Axle	5 Axle	Add'l Axles	2 Axle	3 Axle	4 Axle	5 Axle	Add'l Axles
23 - Pace Road	\$0.28	\$0.56	\$0.84	\$1.12	\$0.28	\$0.58	\$1.16	\$1.74	\$2.32	\$0.58
21 - EASTERN PLAZA	\$1.16	\$2.32	\$3.48	\$4.64	\$1.16	\$1.45	\$2.90	\$4.35	\$5.80	\$1.45
18 - CR 546 (Old Dixie Hwy)	\$0.28	\$0.56	\$0.84	\$1.12	\$0.28	\$0.58	\$1.16	\$1.74	\$2.32	\$0.58
14 - SR 540	\$0.58	\$1.16	\$1.74	\$2.32	\$0.58	\$0.86	\$1.72	\$2.58	\$3.44	\$0.86
13 - CENTRAL PLAZA	\$1.16	\$2.32	\$3.48	\$4.64	\$1.16	\$1.45	\$2.90	\$4.35	\$5.80	\$1.45
9 - Lakeland Highlands Rd.	\$0.28	\$0.56	\$0.84	\$1.12	\$0.28	\$0.58	\$1.16	\$1.74	\$2.32	\$0.58
8 - WESTERN PLAZA	\$1.16	\$2.32	\$3.48	\$4.64	\$1.16	\$1.45	\$2.90	\$4.35	\$5.80	\$1.45
7 - South Florida Avenue	\$0.58	\$1.16	\$1.74	\$2.32	\$0.58	\$0.86	\$1.72	\$2.58	\$3.44	\$0.86
5 - Harden Boulevard	\$0.58	\$1.16	\$1.74	\$2.32	\$0.58	\$0.86	\$1.72	\$2.58	\$3.44	\$0.86
4 - Waring Road	\$0.58	\$1.16	\$1.74	\$2.32	\$0.58	\$0.86	\$1.72	\$2.58	\$3.44	\$0.86
3 - Airport Road	\$0.28	\$0.56	\$0.84	\$1.12	\$0.28	\$0.58	\$1.16	\$1.74	\$2.32	\$0.58

I-4 Connector

Hillsborough County

I-4 CONNECTOR										
Mile Post - Description	SunPass Rate					TOLL-BY-PLATE Rate				
	2 Axle	3 Axle	4 Axle	5 Axle	Add'l Axles	2 Axle	3 Axle	4 Axle	5 Axle	Add'l Axles
0.4 -MAINLINE PLAZA (S-Move)	\$1.13	\$2.26	\$3.39	\$4.52	\$1.13	\$1.41	\$2.82	\$4.23	\$5.64	\$1.41
0.4 -MAINLINE PLAZA (Z-Move)	\$0.57	\$1.14	\$1.71	\$2.28	\$0.57	\$0.84	\$1.68	\$2.52	\$3.36	\$0.84
0.4 -MAINLINE PLAZA (T-Move)	\$1.13	\$1.13	\$1.13	\$1.13	--	\$1.41	\$1.41	\$1.41	\$1.41	--



I-4 Connector - Toll Rates (07/2023)



- SunPass® Toll Rate
- TOLL-BY-PLATE® Toll Rate
- Toll Plaza (All-Electronic)
- I-4 Connector
- Interchange With No Toll Collection
- Other Toll Road
- Arterial
- Interstate Highway
- Other Road

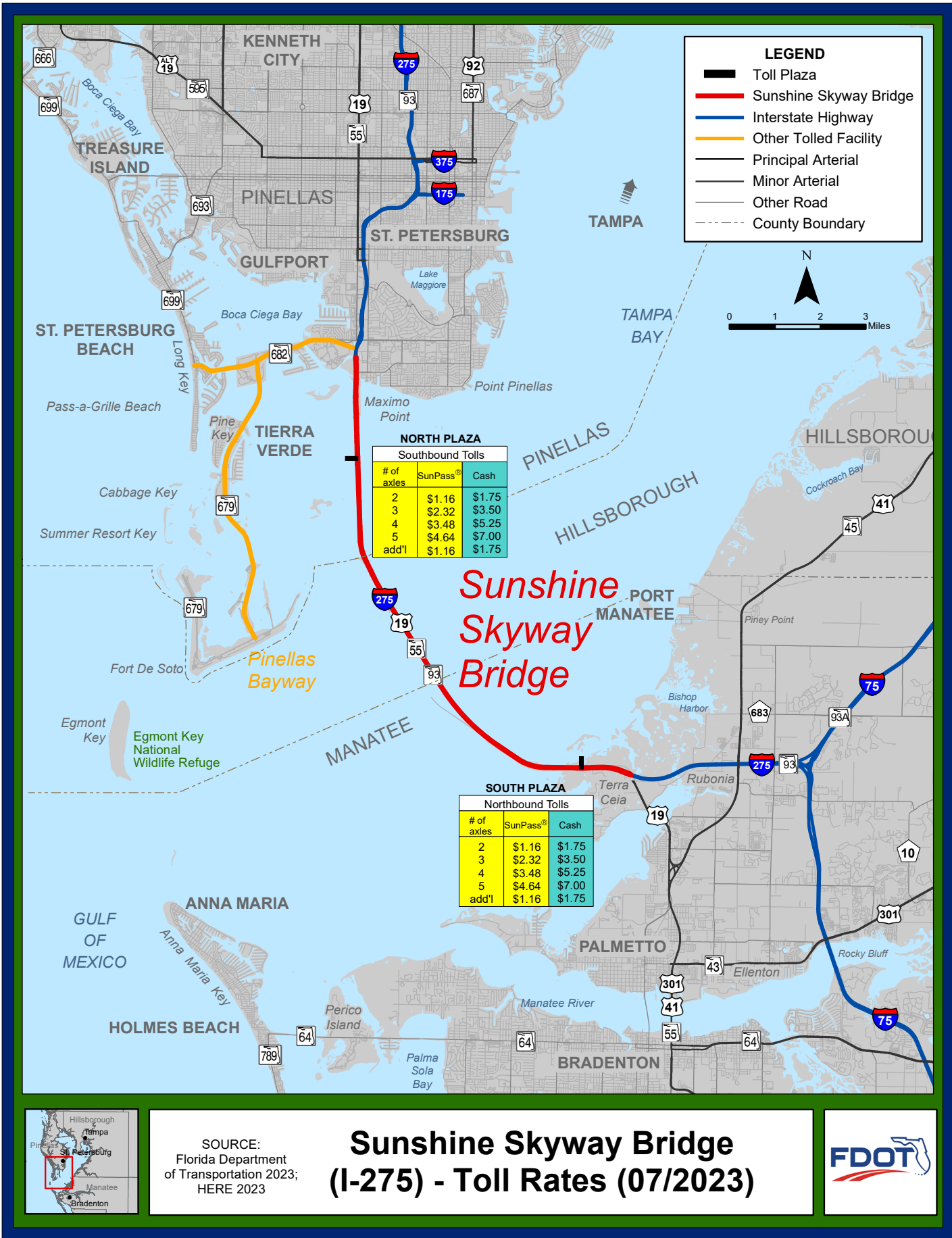


Sources: HERE 2023
Florida's Turnpike Enterprise, 2023

Sunshine Skyway Bridge (I-275)

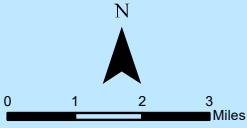
Pinellas, Hillsborough and Manatee Counties

SUNSHINE SKYWAY BRIDGE (I-275)										
Mile Post - Description	SunPass Rate					Cash Rate				
	2 Axle	3 Axle	4 Axle	5 Axle	Add'l Axles	2 Axle	3 Axle	4 Axle	5 Axle	Add'l Axles
15 -NORTH PLAZA	\$1.16	\$2.32	\$3.48	\$4.64	\$1.16	\$1.75	\$3.50	\$5.25	\$7.00	\$1.75
6 -SOUTH PLAZA	\$1.16	\$2.32	\$3.48	\$4.64	\$1.16	\$1.75	\$3.50	\$5.25	\$7.00	\$1.75



LEGEND

- Toll Plaza
- Sunshine Skyway Bridge
- Interstate Highway
- Other Tolled Facility
- Principal Arterial
- Minor Arterial
- Other Road
- County Boundary



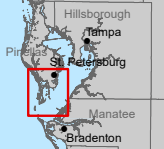
NORTH PLAZA
Southbound Tolls

# of axles	SunPass®	Cash
2	\$1.16	\$1.75
3	\$2.32	\$3.50
4	\$3.48	\$5.25
5	\$4.64	\$7.00
add'l	\$1.16	\$1.75

Sunshine Skyway Bridge

SOUTH PLAZA
Northbound Tolls

# of axles	SunPass®	Cash
2	\$1.16	\$1.75
3	\$2.32	\$3.50
4	\$3.48	\$5.25
5	\$4.64	\$7.00
add'l	\$1.16	\$1.75



SOURCE: Florida Department of Transportation 2023; HERE 2023

Sunshine Skyway Bridge (I-275) - Toll Rates (07/2023)



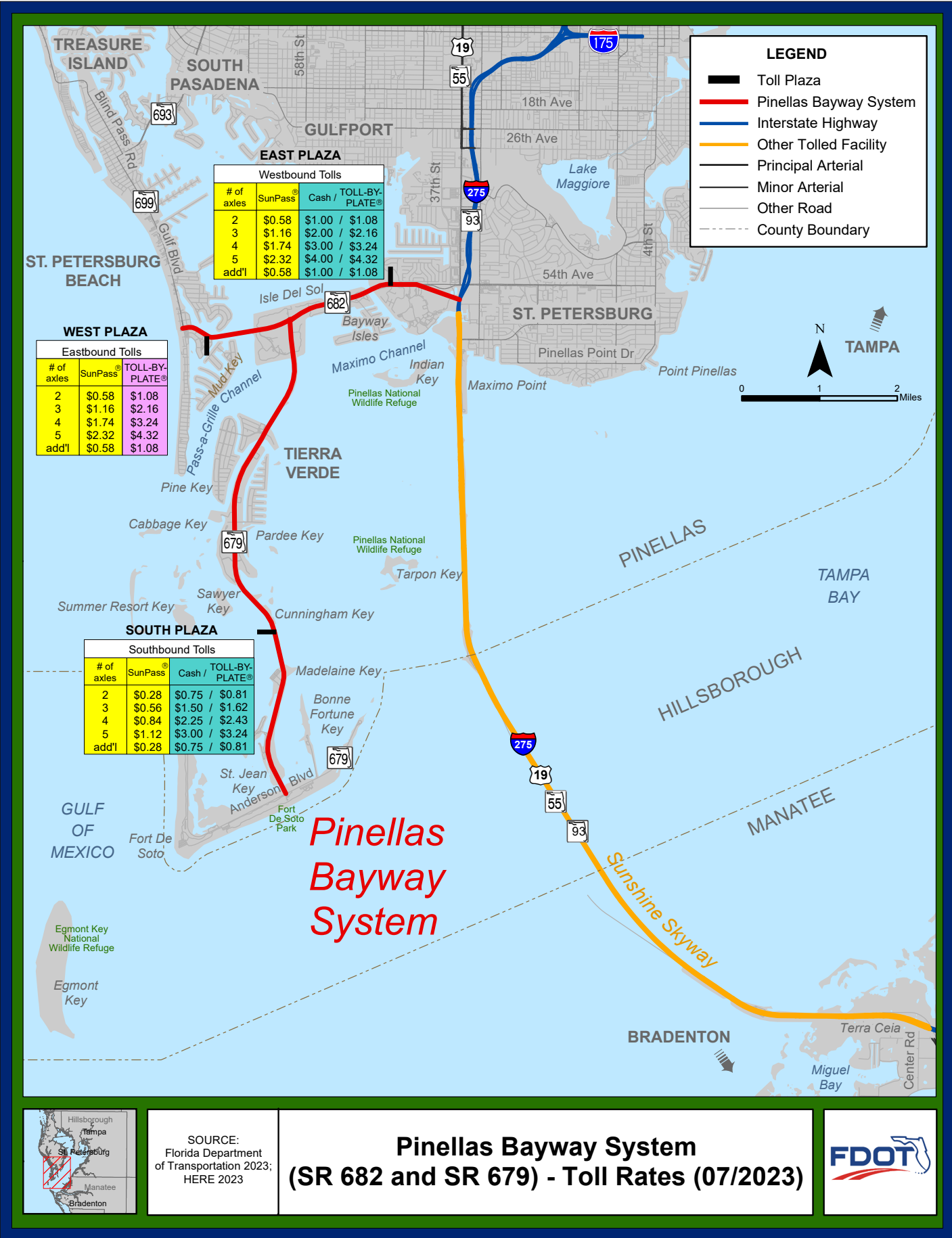
Pinellas Bayway System (SR 682 and SR 679)

Pinellas County

PINELLAS BAYWAY SYSTEM (SR 682 and SR 679)										
Mile Post - Description	SunPass Rate					Cash Rate / TOLL-BY-PLATE Rate				
	2 Axle	3 Axle	4 Axle	5 Axle	Add'l Axles	2 Axle	3 Axle	4 Axle	5 Axle	Add'l Axles
1 -PINELLAS BAYWAY II (WEST PLAZA)	\$0.58	\$1.16	\$1.74	\$2.32	\$0.58	NA / \$1.08	NA / \$2.16	NA / \$3.24	NA / \$4.32	NA / \$1.08
3 -PINELLAS BAYWAY I (EAST PLAZA)	\$0.58	\$1.16	\$1.74	\$2.32	\$0.58	\$1.00 / \$1.08	\$2.00 / \$2.16	\$3.00 / \$3.24	\$4.00 / \$4.32	\$1.00 / \$1.08
6 -PINELLAS BAYWAY IV (SOUTH PLAZA)	\$0.28	\$0.56	\$0.84	\$1.12	\$0.28	\$0.75 / \$0.81	\$1.50 / \$1.62	\$2.25 / \$2.43	\$3.00 / \$3.24	\$0.75 / \$0.81

NA: Cash not accepted at this location. TOLL-BY-PLATE rates apply.

Pinellas Bayway System offers a commuter pass transponder for \$50 annually which allows 2-axle vehicles unlimited passage through all three Pinellas Bayway toll plazas. The commuter pass transponder (a SunPass mini) must be affixed to the vehicle's windshield and is valid only for one vehicle for which the pass holder is the registered owner. All passes expire on September 30th regardless of the purchase date. For purchase information see <https://www.sunpass.com/discountsAndRebates> or call 1-888-865-5352.



Westbound Tolls

# of axles	SunPass®	Cash / TOLL-BY-PLATE®
2	\$0.58	\$1.00 / \$1.08
3	\$1.16	\$2.00 / \$2.16
4	\$1.74	\$3.00 / \$3.24
5	\$2.32	\$4.00 / \$4.32
add'l	\$0.58	\$1.00 / \$1.08

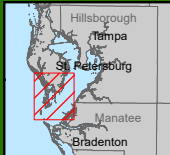
Eastbound Tolls

# of axles	SunPass®	TOLL-BY-PLATE®
2	\$0.58	\$1.08
3	\$1.16	\$2.16
4	\$1.74	\$3.24
5	\$2.32	\$4.32
add'l	\$0.58	\$1.08

Southbound Tolls

# of axles	SunPass®	Cash / TOLL-BY-PLATE®
2	\$0.28	\$0.75 / \$0.81
3	\$0.56	\$1.50 / \$1.62
4	\$0.84	\$2.25 / \$2.43
5	\$1.12	\$3.00 / \$3.24
add'l	\$0.28	\$0.75 / \$0.81

Pinellas Bayway System



SOURCE:
Florida Department
of Transportation 2023;
HERE 2023

Pinellas Bayway System (SR 682 and SR 679) - Toll Rates (07/2023)

