

Appendix A

Current Toll Schedules

Department-owned Toll Facilities.....	Page A-2
Department-operated Toll Facility	Page A-4

Toll Plaza Configurations - Department-owned Facilities

Alligator Alley.....	Page A-6
Pinellas Bayway System.....	Page A-7
Sunshine Skyway Bridge	Page A-8
Wekiva Parkway.....	Page A-9
Garcon Point Bridge	Page A-13

Toll Plaza Configurations - Department-operated Facility

Mid-Bay Bridge/Spence Parkway	Page A-14
-------------------------------------	-----------

**Current Toll Schedules
 Department-owned Toll Roads/Bridges
 SunPass**

Facility	Location	Ramps To/From	Toll Per Axle					
			2-Axle	3-Axle	4-Axle	5-Axle	6-Axle	Add'l Axles
Alligator Alley ⁽¹⁾	Junction with CR 951	-	Alligator Alley Western Terminus					
	West Plaza	-	\$3.18	\$6.36	\$9.54	\$12.72	\$15.90	\$3.18
	SR 29	E-W	No toll at this location					
	CR 833 (Reservation)	E-W	No toll at this location					
	East Plaza	-	\$3.18	\$6.36	\$9.54	\$12.72	\$15.90	\$3.18
	Junction with US 27	-	Alligator Alley Eastern Terminus					
Pinellas Bayway System ⁽²⁾	Junction with SR 699	-	Pinellas Bayway Western Terminus					
	West Plaza	-	\$0.58	\$1.16	\$1.74	\$2.32	\$2.90	\$0.58
	South Plaza	-	\$0.28	\$0.56	\$0.84	\$1.12	\$1.40	\$0.28
	East Plaza	-	\$0.58	\$1.16	\$1.74	\$2.32	\$2.90	\$0.58
	Junction with US 19	-	Pinellas Bayway Eastern Terminus					
Sunshine Skyway Bridge ⁽¹⁾	North Plaza	-	\$1.16	\$2.32	\$3.48	\$4.64	\$5.80	\$1.16
	South Plaza	-	\$1.16	\$2.32	\$3.48	\$4.64	\$5.80	\$1.16
Wekiva Parkway ⁽¹⁾	Orange Plaza	-	\$0.54	\$1.08	\$1.62	\$2.16	\$2.70	\$0.54
	SR 46	S	\$0.27	\$0.54	\$0.81	\$1.08	\$1.35	\$0.27
	Wekiva River Plaza	-	\$1.08	\$2.16	\$3.24	\$4.32	\$5.40	\$1.08
	Mount Plymouth Plaza	-	\$0.82	\$1.64	\$2.46	\$3.28	\$4.10	\$0.82
Garcon Point Bridge ⁽³⁾	Junction with CR 191	-	Garcon Point Northern Terminus					
	Toll Plaza	-	\$2.30	\$4.60	\$6.90	\$9.20	\$11.50	\$2.30
	Junction with US 98	-	Garcon Point Southern Terminus					

Note: The toll rates for SunPass customers may be lower depending on the discount program or annual pass program of the respective facility.

⁽¹⁾ Toll rates effective July 1, 2023.

⁽²⁾ Toll rates effective September 22, 2023.

⁽³⁾ Garcon Point Bridge toll rates effective June 16, 2022.

**Current Toll Schedules
Department-owned Toll Roads/Bridges
Cash/TOLL-BY-PLATE***

Facility	Location	Ramps To/From	Toll Per Axle					
			2-Axle	3-Axle	4-Axle	5-Axle	6-Axle	Add'l Axles
Alligator Alley ⁽¹⁾	Junction with CR 951	-	Alligator Alley Western Terminus					
	West Plaza	-	\$3.75	\$7.50	\$11.25	\$15.00	\$18.75	\$3.75
	SR 29	E-W	No toll at this location					
	CR 833 (Reservation)	E-W	No toll at this location					
	East Plaza	-	\$3.75	\$7.50	\$11.25	\$15.00	\$18.75	\$3.75
	Junction with US 27	-	Alligator Alley Eastern Terminus					
Pinellas Bayway System ⁽²⁾	Junction with SR 699	-	Pinellas Bayway Western Terminus					
	West Plaza	-	\$1.08	\$2.16	\$3.24	\$4.32	\$5.40	\$1.08
	South Plaza	-	\$0.81	\$1.62	\$2.43	\$3.24	\$4.05	\$0.81
	East Plaza	-	\$1.08	\$2.16	\$3.24	\$4.32	\$5.40	\$1.08
	Junction with US 19	-	Pinellas Bayway Eastern Terminus					
Sunshine Skyway Bridge ⁽¹⁾	North Plaza	-	\$1.75	\$3.50	\$5.25	\$7.00	\$8.75	\$1.75
	South Plaza	-	\$1.75	\$3.50	\$5.25	\$7.00	\$8.75	\$1.75
Wekiva Parkway ⁽¹⁾	Orange Plaza	-	\$0.81	\$1.62	\$2.43	\$3.24	\$4.05	\$0.81
	SR 46	S	\$0.54	\$1.08	\$1.62	\$2.16	\$2.70	\$0.54
	Wekiva River Plaza	-	\$1.35	\$2.70	\$4.05	\$5.40	\$6.75	\$1.35
	Mount Plymouth Plaza	-	\$1.09	\$2.18	\$3.27	\$4.36	\$5.45	\$1.09
Garcon Point Bridge ⁽³⁾	Junction with CR 191	-	Garcon Point Northern Terminus					
	Toll Plaza	-	\$2.75	\$5.50	\$8.25	\$11.00	\$13.75	\$2.75
	Junction with US 98	-	Garcon Point Southern Terminus					

* TOLL-BY-PLATE toll rates in effect on Pinellas Bayway System and Wekiva Parkway.

⁽¹⁾ Toll rates effective July 1, 2023.

⁽²⁾ Toll rates effective September 22, 2023.

⁽³⁾ Garcon Point Bridge toll rates effective June 16, 2022.

**Current Toll Schedules
 Department-operated Toll Facility
 SunPass**

Facility	Location	Ramps To/From	Toll Per Axle					Add'l Axles
			2-Axle	3-Axle	4-Axle	5-Axle	6-Axle	
Mid-Bay Bridge ⁽¹⁾	Junction with SR 85	-	Spence Parkway Northern Terminus					
	Spence Parkway Toll Plaza	-	\$1.50	\$4.00	\$6.00	\$8.00	\$10.00	\$2.00
	Junction with SR 20	-	Mid-Bay Bridge Northern Terminus					
	Mainline Toll Plaza	-	\$3.00	\$8.00	\$12.00	\$16.00	\$20.00	\$4.00
	Junction with US 98	-	Mid-Bay Bridge Southern Terminus					

Note: The toll rates for SunPass customers may be lower depending on the discount program.

⁽¹⁾ Mid-Bay Bridge toll rates effective October 1, 2015 (Authority FY 2016).

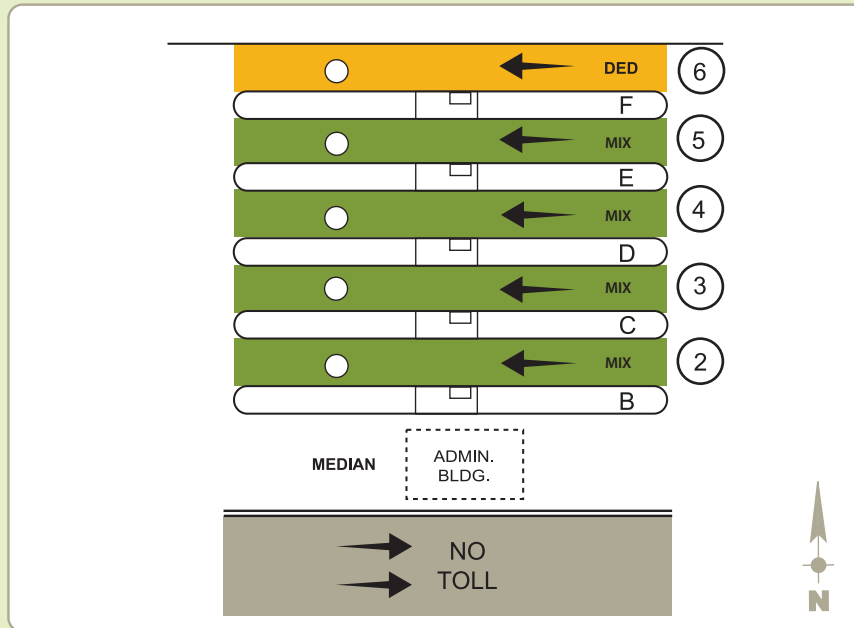
**Current Toll Schedules
 Department-operated Toll Facility
 Cash/TOLL-BY-PLATE***

Facility	Location	Ramps To/From	Toll Per Axle					
			2-Axle	3-Axle	4-Axle	5-Axle	6-Axle	Add'l Axles
Mid-Bay Bridge ⁽¹⁾	Junction with SR 85	-	Spence Parkway Northern Terminus					
	Spence Parkway Toll Plaza	-	\$2.00	\$4.00	\$6.00	\$8.00	\$10.00	\$2.00
	Junction with SR 20	-	Mid-Bay Bridge Northern Terminus					
	Mainline Toll Plaza	-	\$4.00	\$8.00	\$12.00	\$16.00	\$20.00	\$4.00
	Junction with US 98	-	Mid-Bay Bridge Southern Terminus					

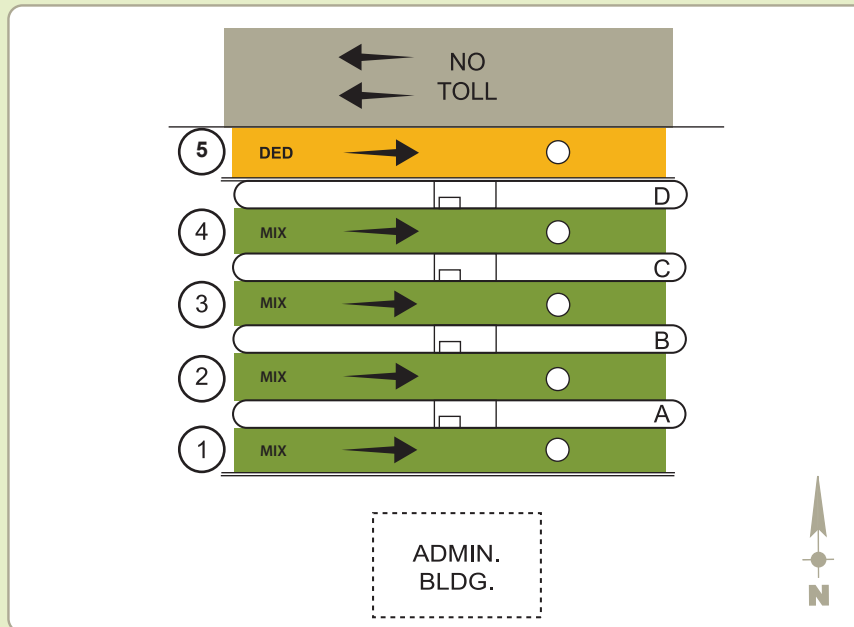
* TOLL-BY-PLATE toll rates in effect on Spence Parkway.
⁽¹⁾ Mid-Bay Bridge toll rates effective October 1, 2015 (Authority FY 2016).

Alligator Alley (Everglades Parkway) East and West Plazas

ALLIGATOR ALLEY EAST - PLAZA NO. 106100



ALLIGATOR ALLEY WEST - PLAZA NO. 106200



LEGEND

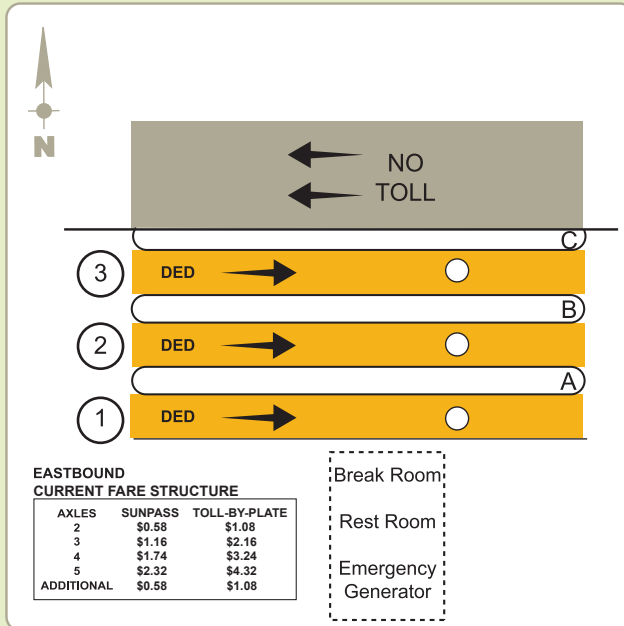
DED:	Dedicated SunPass Lane
MIX:	Manual Booth and SunPass Lane

CURRENT FARE STRUCTURE

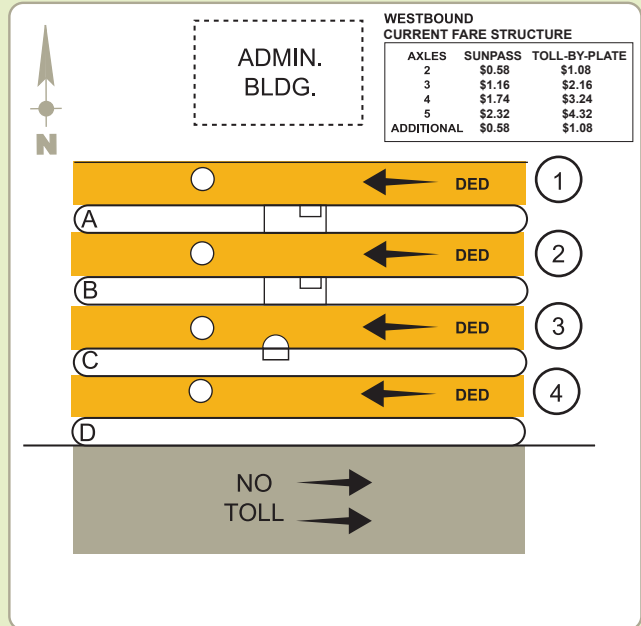
AXLES	SUNPASS	CASH
2	\$3.18	\$3.75
3	\$6.36	\$7.50
4	\$9.54	\$11.25
5	\$12.72	\$15.00
ADDITIONAL	\$3.18	\$3.75

Pinellas Bayway System

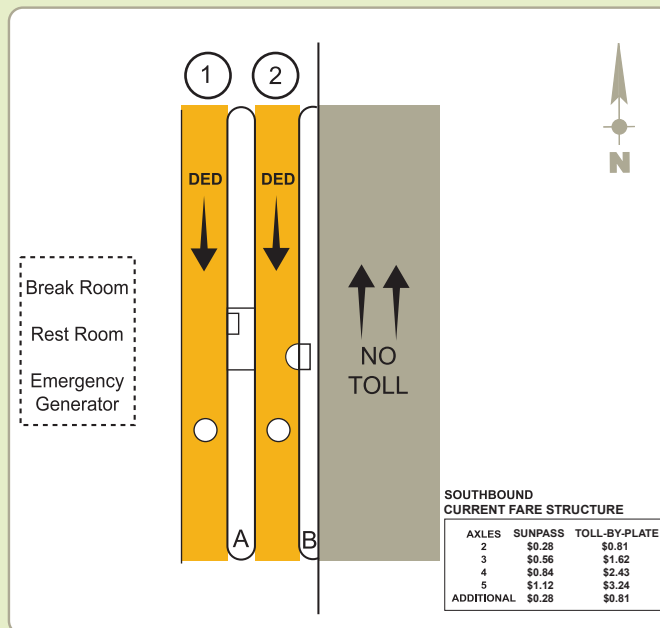
PINELLAS BAYWAY II (WEST) - PLAZA NO. 101310



PINELLAS BAYWAY I (EAST) - PLAZA NO. 101300



PINELLAS BAYWAY IV (SOUTH) - PLAZA NO. 101320

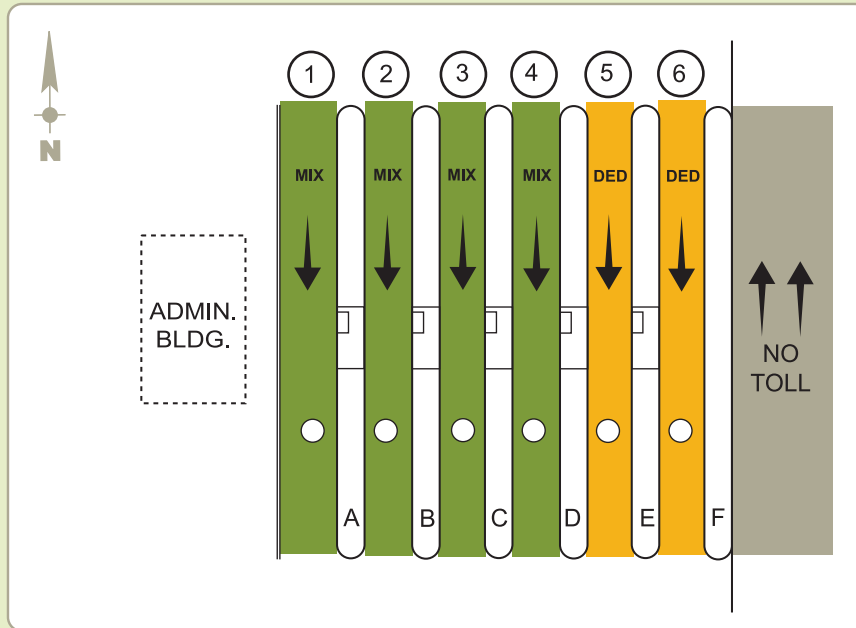


LEGEND

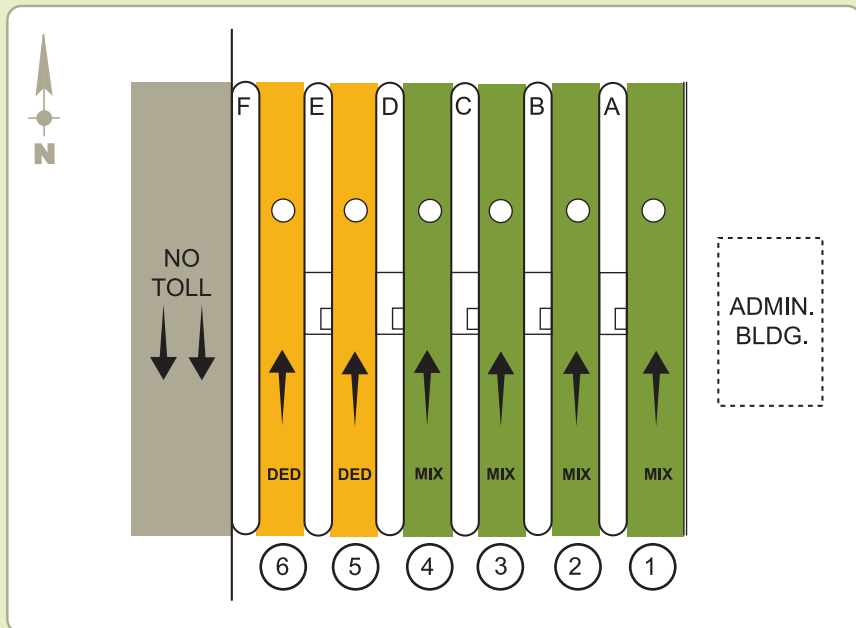
DED: Dedicated SunPass Lane

Sunshine Skyway Bridge North and South Plazas

SKYWAY NORTH - PLAZA NO. 101400



SKYWAY SOUTH - PLAZA NO. 101500



LEGEND

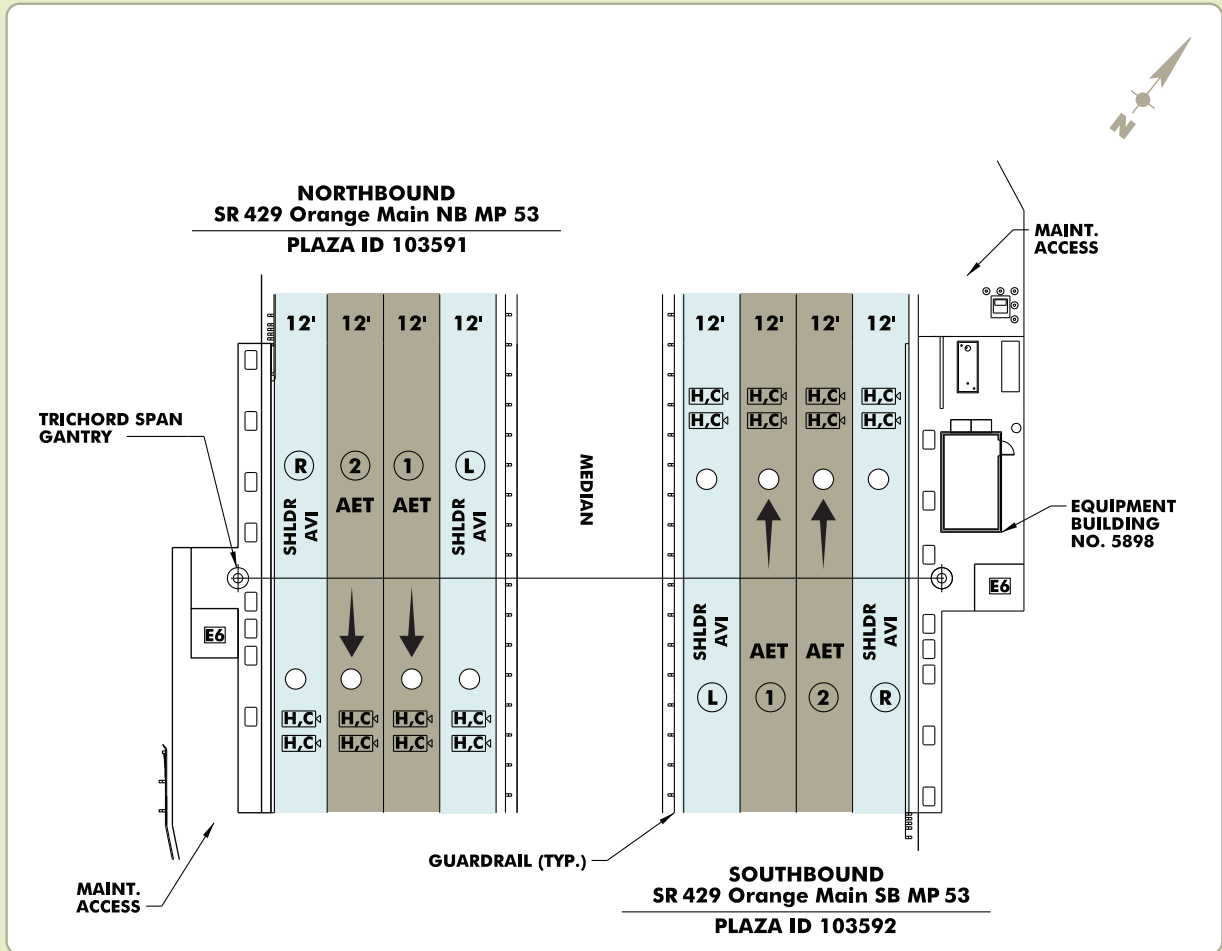
DED: Dedicated SunPass Lane
 MIX: Manual Booth and SunPass Lane

CURRENT FARE STRUCTURE

AXLES	SUNPASS	CASH
2	\$1.16	\$1.75
3	\$2.32	\$3.50
4	\$3.48	\$5.25
5	\$4.64	\$7.00
ADDITIONAL	\$1.16	\$1.75

Wekiva Parkway

ORANGE MAINLINE



LEGEND

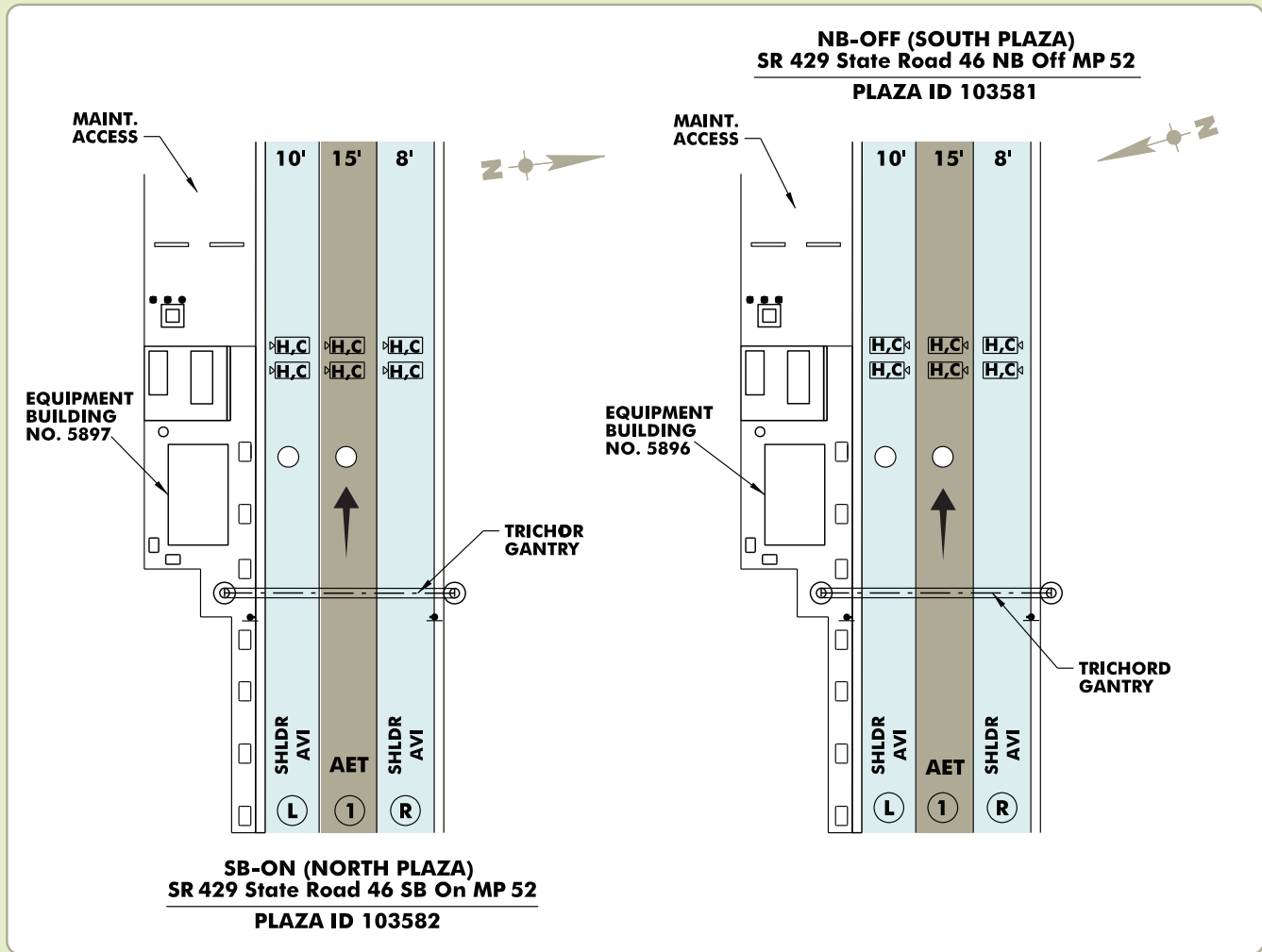
AET: All-Electronic Tolling

CURRENT FARE STRUCTURE

Axles	SUNPASS	TOLL-BY-PLATE
2	\$0.54	\$0.81
3	\$1.08	\$1.62
4	\$1.62	\$2.43
5	\$2.16	\$3.24
Additional	\$0.54	\$0.81

Wekiva Parkway

SR 46



LEGEND

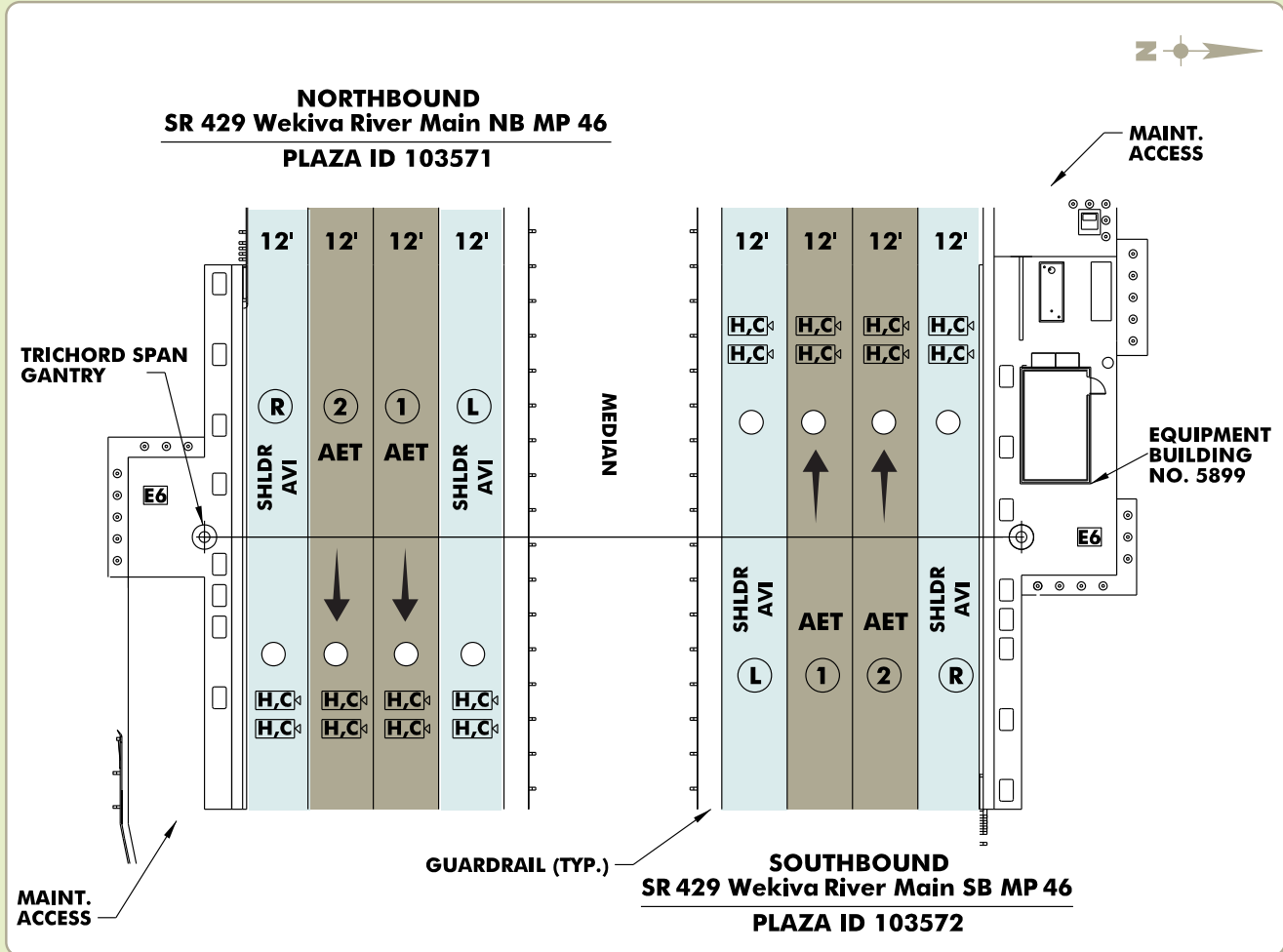
AET: All-Electronic Tolling

CURRENT FARE STRUCTURE

Axles	SUNPASS	TOLL-BY-PLATE
2	\$0.27	\$0.54
3	\$0.54	\$1.08
4	\$0.81	\$1.62
5	\$1.08	\$2.16
Additional	\$0.27	\$0.54

Wekiva Parkway

WEKIVA RIVER MAINLINE



LEGEND

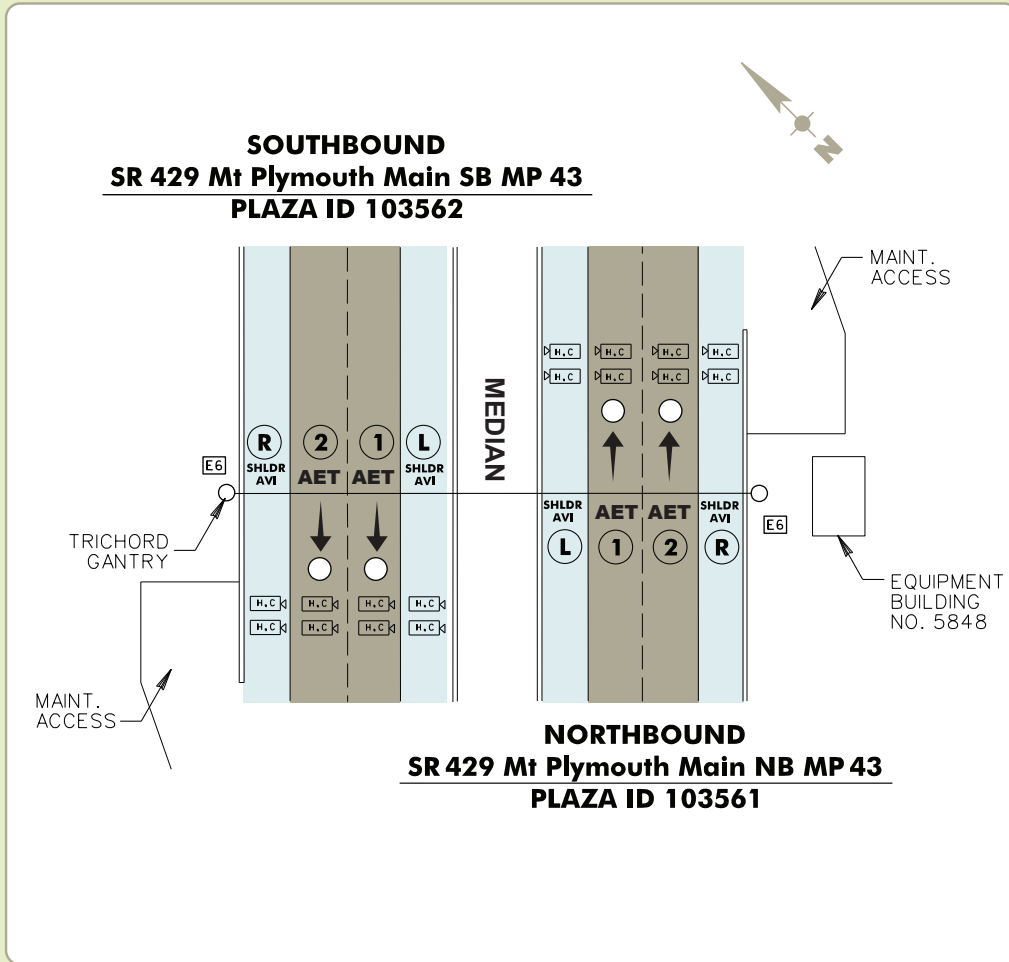
AET: All-Electronic Tolling

CURRENT FARE STRUCTURE

Axes	SUNPASS	TOLL-BY-PLATE
2	\$1.08	\$1.35
3	\$2.16	\$2.70
4	\$3.24	\$4.05
5	\$4.32	\$5.40
Additional	\$1.08	\$1.35

Wekiva Parkway

MOUNT PLYMOUTH MAINLINE



LEGEND

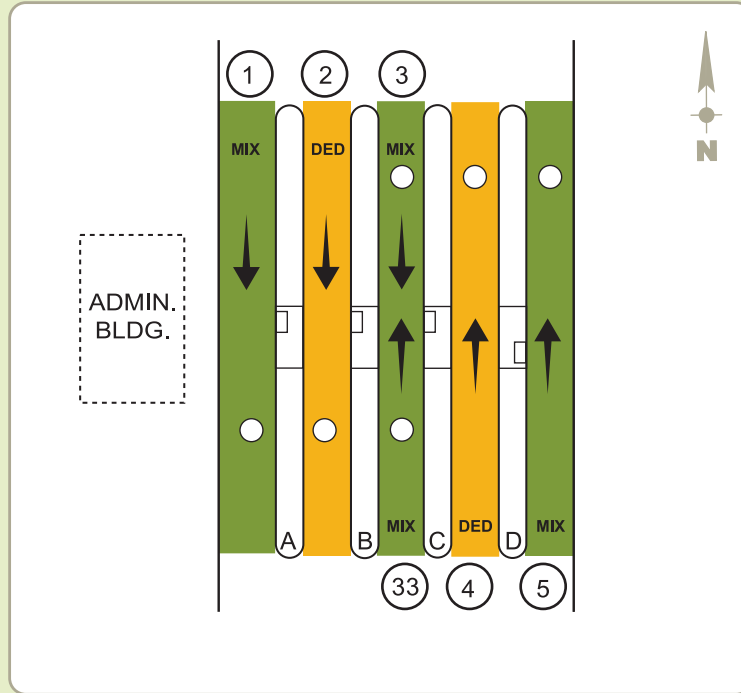
AET: All-Electronic Tolling

CURRENT FARE STRUCTURE

Axes	SUNPASS	TOLL-BY-PLATE
2	\$0.82	\$1.09
3	\$1.64	\$2.18
4	\$2.46	\$3.27
5	\$3.28	\$4.36
Additional	\$0.82	\$1.09

Garcon Point Bridge

GARCON POINT BRIDGE - PLAZA NO. 101900



LEGEND

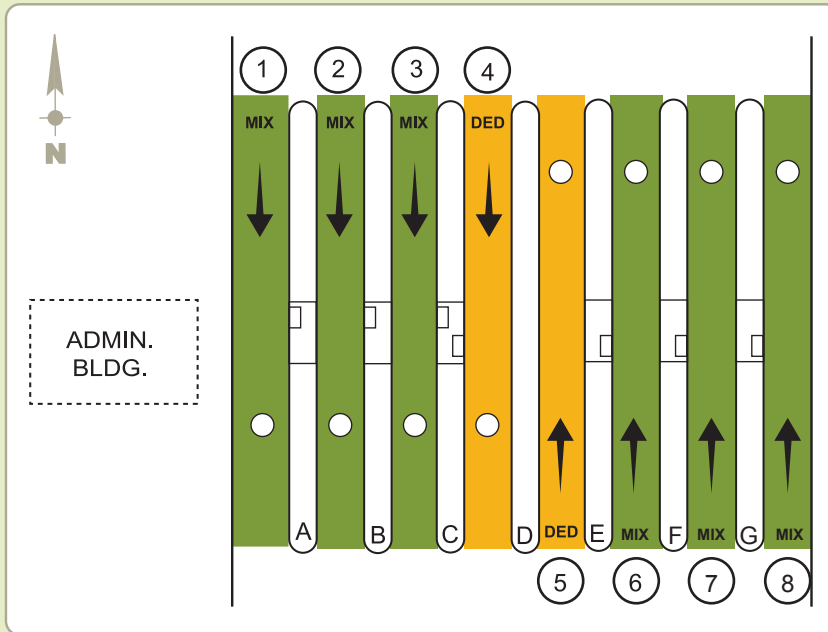
DED: Dedicated SunPass Lane
MIX: Manual Booth and SunPass Lane

CURRENT FARE STRUCTURE

AXLES	SUNPASS	Cash
2	\$2.30	\$2.75
3	\$4.60	\$5.50
4	\$6.90	\$8.25
5	\$9.20	\$11.00
ADDITIONAL	\$2.30	\$2.75

Mid-Bay Bridge/Spence Parkway

MID-BAY BRIDGE - PLAZA NO. 101800



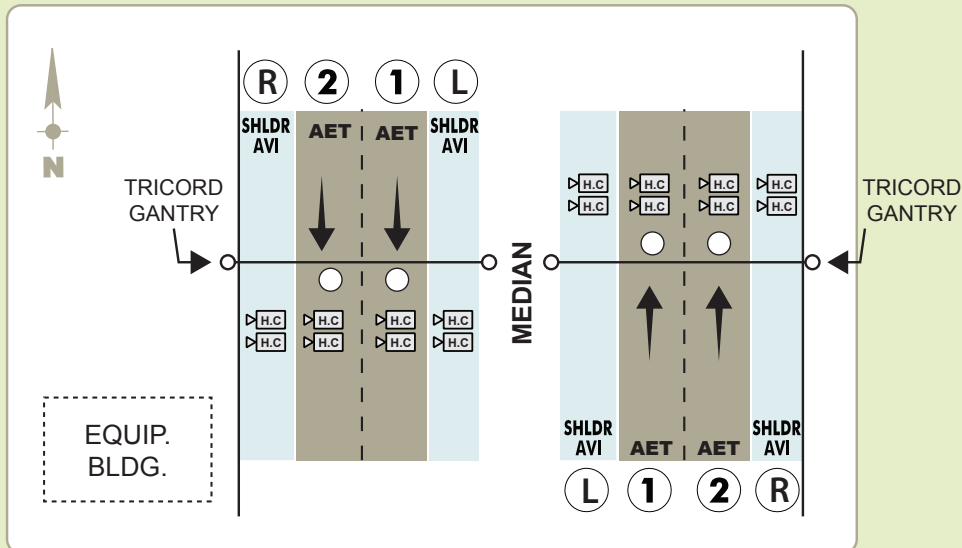
LEGEND

DED: Dedicated SunPass Lane
MIX: Manual Booth and SunPass Lane

CURRENT FARE STRUCTURE

AXLES	SUNPASS	CASH
2	\$3.00	\$4.00
3	\$8.00	\$8.00
4	\$12.00	\$12.00
5	\$16.00	\$16.00
ADDITIONAL	\$4.00	\$4.00

SPENCE PARKWAY - PLAZA NO. 101810



LEGEND

AET: All-Electronic Tolling

CURRENT FARE STRUCTURE

AXLES	SUNPASS	TOLL-BY-PLATE
2	\$1.50	\$2.00
3	\$4.00	\$4.00
4	\$6.00	\$6.00
5	\$8.00	\$8.00
ADDITIONAL	\$2.00	\$2.00