

Toll Rates for Florida's Turnpike System and Florida Department of Transportation (FDOT) Toll Facilities

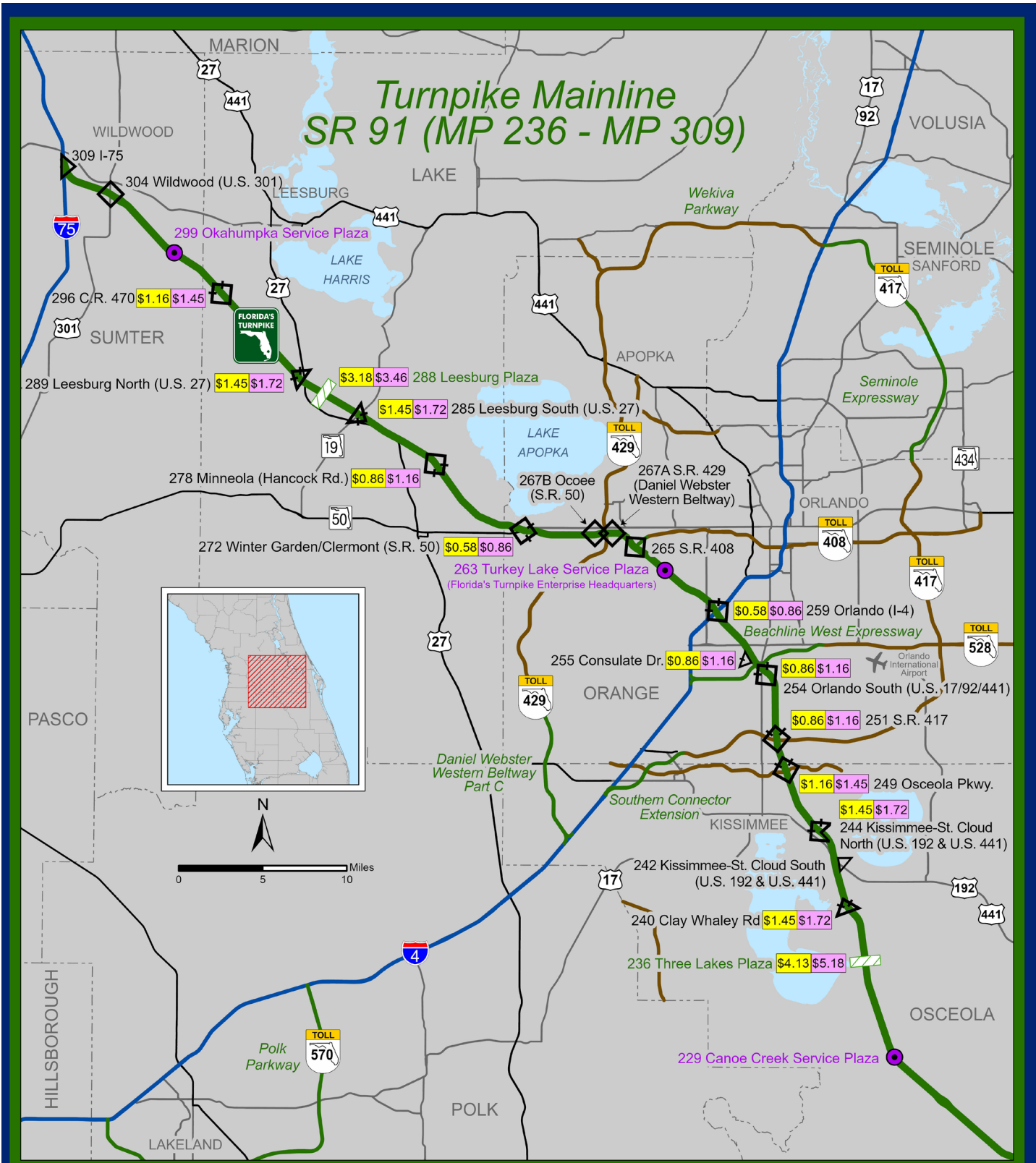
Central Florida



Turnpike Mainline - SR 91 (MP 236 - MP 309)

Osceola, Orange, Lake and Sumter Counties

| TURNPIKE MAINLINE - SR 91 (MP 236 - MP 309) | | | | | | | | | | |
|---|--------------|--------|--------|---------|-------------|--------------------|--------|---------|---------|-------------|
| Mile Post - Description | SunPass Rate | | | | | TOLL-BY-PLATE Rate | | | | |
| | 2 Axle | 3 Axle | 4 Axle | 5 Axle | Add'l Axles | 2 Axle | 3 Axle | 4 Axle | 5 Axle | Add'l Axles |
| 296 - CR 470 | \$1.16 | \$2.32 | \$3.48 | \$4.64 | \$1.16 | \$1.45 | \$2.90 | \$4.35 | \$5.80 | \$1.45 |
| 289 - US 27 / Leesburg North | \$1.45 | \$2.90 | \$4.35 | \$5.80 | \$1.45 | \$1.72 | \$3.44 | \$5.16 | \$6.88 | \$1.72 |
| 288 - LEESBURG PLAZA | \$3.18 | \$6.36 | \$9.54 | \$12.72 | \$3.18 | \$3.46 | \$6.92 | \$10.38 | \$13.84 | \$3.46 |
| 285 - US 27 / Leesburg South | \$1.45 | \$2.90 | \$4.35 | \$5.80 | \$1.45 | \$1.72 | \$3.44 | \$5.16 | \$6.88 | \$1.72 |
| 278 - Minneola (Hancock Rd.) | \$0.86 | \$1.72 | \$2.58 | \$3.44 | \$0.86 | \$1.16 | \$2.32 | \$3.48 | \$4.64 | \$1.16 |
| 272 - Winter Garden/Clermont (SR 50) | \$0.58 | \$1.16 | \$1.74 | \$2.32 | \$0.58 | \$0.86 | \$1.72 | \$2.58 | \$3.44 | \$0.86 |
| 259 - Orlando (I-4) | \$0.58 | \$1.16 | \$1.74 | \$2.32 | \$0.58 | \$0.86 | \$1.72 | \$2.58 | \$3.44 | \$0.86 |
| 255 - Consulate Drive | \$0.86 | \$1.72 | \$2.58 | \$3.44 | \$0.86 | \$1.16 | \$2.32 | \$3.48 | \$4.64 | \$1.16 |
| 254 - Orlando South (US 17/92/441) | \$0.86 | \$1.72 | \$2.58 | \$3.44 | \$0.86 | \$1.16 | \$2.32 | \$3.48 | \$4.64 | \$1.16 |
| 251 - SR 417 | \$0.86 | \$1.72 | \$2.58 | \$3.44 | \$0.86 | \$1.16 | \$2.32 | \$3.48 | \$4.64 | \$1.16 |
| 249 - Osceola Parkway (Dart Blvd.) | \$1.16 | \$2.32 | \$3.48 | \$4.64 | \$1.16 | \$1.45 | \$2.90 | \$4.35 | \$5.80 | \$1.45 |
| 244 - Kissimmee-St. Cloud North | \$1.45 | \$2.90 | \$4.35 | \$5.80 | \$1.45 | \$1.72 | \$3.44 | \$5.16 | \$6.88 | \$1.72 |
| 240 - Clay Whaley Road | \$1.45 | \$2.90 | \$4.35 | \$5.80 | \$1.45 | \$1.72 | \$3.44 | \$5.16 | \$6.88 | \$1.72 |
| 236 - THREE LAKES PLAZA | \$4.13 | \$6.21 | \$8.28 | \$10.35 | \$2.07 | \$5.18 | \$7.77 | \$10.36 | \$12.95 | \$2.59 |



Turnpike Mainline - SR 91 (MP 236 - MP 309) - Toll Rates (07/2023)



Sources: HERE 2024
Florida's Turnpike Enterprise, 2024

- SunPass® Toll Rate
- TOLL-BY-PLATE® Toll Rate
- Toll Plaza (All-Electronic)
- Service Plaza

- Turnpike Mainline - SR 91 (MP 236 - MP 309)
- Existing Turnpike System Facility
- Interchange with Toll Collection
- Interchange with No Toll Collection

- Interstate Highway
- Other Toll Road
- Arterial
- Other Road
- County Boundary



Beachline West Expressway (SR 528)

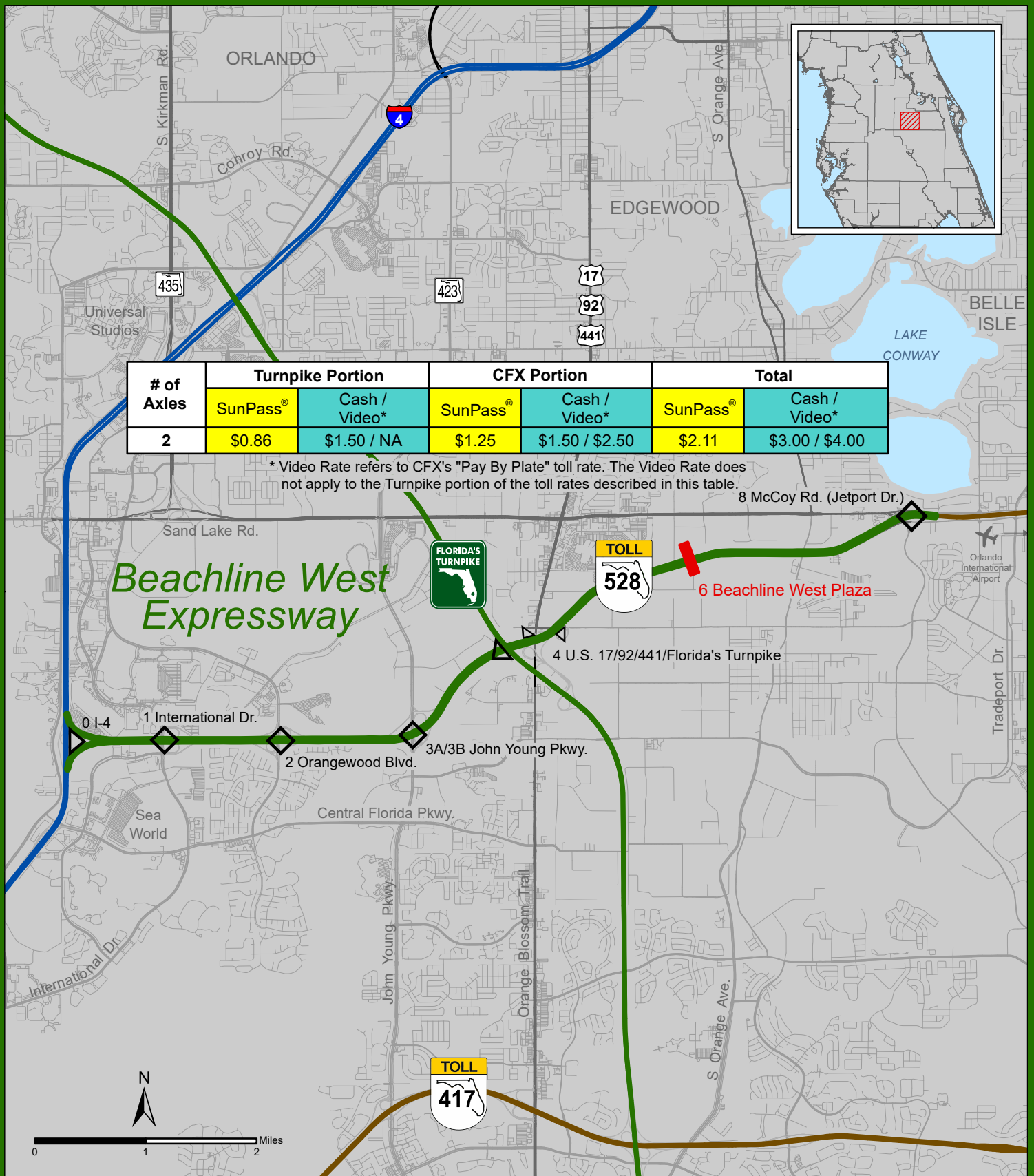
Orange County

| TURNPIKE MAINLINE: BEACHLINE WEST EXPRESSWAY (SR 528) | | | | | | | | | | |
|---|--------------|--------|--------|--------|--------------------------|-------------------------------------|-----------------|-----------------|------------------|--------------------------|
| Mile Post - Description | SunPass Rate | | | | | Cash Rate / Video Rate ² | | | | |
| | 2 Axle | 3 Axle | 4 Axle | 5 Axle | Add'l Axles ³ | 2 Axle | 3 Axle | 4 Axle | 5 Axle | Add'l Axles ³ |
| Turnpike portion | \$0.86 | \$1.72 | \$2.58 | \$3.44 | \$0.86 | \$1.50 / NA | \$3.00 / NA | \$4.50 / NA | \$6.00 / NA | \$1.50 / NA |
| Central Florida Expressway portion ¹ | \$1.25 | \$1.89 | \$2.18 | \$2.82 | \$0.00 | \$1.50 / \$2.50 | \$2.25 / \$3.78 | \$2.50 / \$4.36 | \$3.25 / \$5.64 | \$0.00 / \$0.00 |
| 6 -MAINLINE PLAZA TOTAL | \$2.11 | \$3.61 | \$4.76 | \$6.26 | \$0.86 | \$3.00 / \$4.00 | \$5.25 / \$6.78 | \$7.00 / \$8.86 | \$9.25 / \$11.64 | \$1.50 / \$1.50 |

¹ The Central Florida Expressway Authority (CFX) notified the Florida Department of Transportation (FDOT) of its intent to implement a toll rate adjustment on all CFX facilities, effective July 1, 2023. CFX toll rate adjustments are reflected in the CFX portion toll rates shown on this table.

² Video Rate refers to CFX's "Pay By Plate" toll rate approved by the CFX Board on October 10, 2019. The Video Rate does not apply to the Turnpike portion of the toll rates described in this table.

³ The CFX portion of the toll rate for five-axle vehicles also applies to vehicles having six or more axles.



Beachline West Expressway (SR 528) - Toll Rates (07/2023)



- SunPass® Toll Rate
- Cash Toll Rate
- Toll Plaza
- Interchange With No Toll Collection

- Beachline West Expressway
- Existing Turnpike System Facility
- Interstate Highway

- Other Toll Road
- Arterial
- Other Road
- County Boundary



Beachline East Expressway (SR 528)

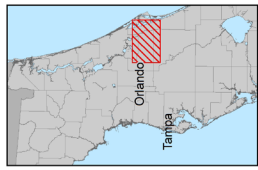
Brevard County

| BEACHLINE EAST EXPRESSWAY (SR 528) | | | | | | | | | | |
|------------------------------------|--------------|--------|--------|--------|-------------|-----------|--------|--------|--------|-------------|
| Mile Post - Description | SunPass Rate | | | | | Cash Rate | | | | |
| | 2 Axle | 3 Axle | 4 Axle | 5 Axle | Add'l Axles | 2 Axle | 3 Axle | 4 Axle | 5 Axle | Add'l Axles |
| 26 -DALLAS PLAZA (FDOT Portion) | \$0.28 | \$0.28 | \$0.28 | \$0.28 | -- | \$1.00 | \$1.00 | \$1.00 | \$1.00 | -- |

| BEACHLINE EAST EXPRESSWAY (SR 520 RAMPS) | | | | | | | | | | |
|--|--------------|--------|--------|--------|-------------|--------------------|--------|--------|--------|-------------|
| Mile Post - Description | SunPass Rate | | | | | TOLL-BY-PLATE Rate | | | | |
| | 2 Axle | 3 Axle | 4 Axle | 5 Axle | Add'l Axles | 2 Axle | 3 Axle | 4 Axle | 5 Axle | Add'l Axles |
| 31 -SR 520 | \$0.28 | \$0.28 | \$0.28 | \$0.28 | -- | \$0.56 | \$0.56 | \$0.56 | \$0.56 | -- |

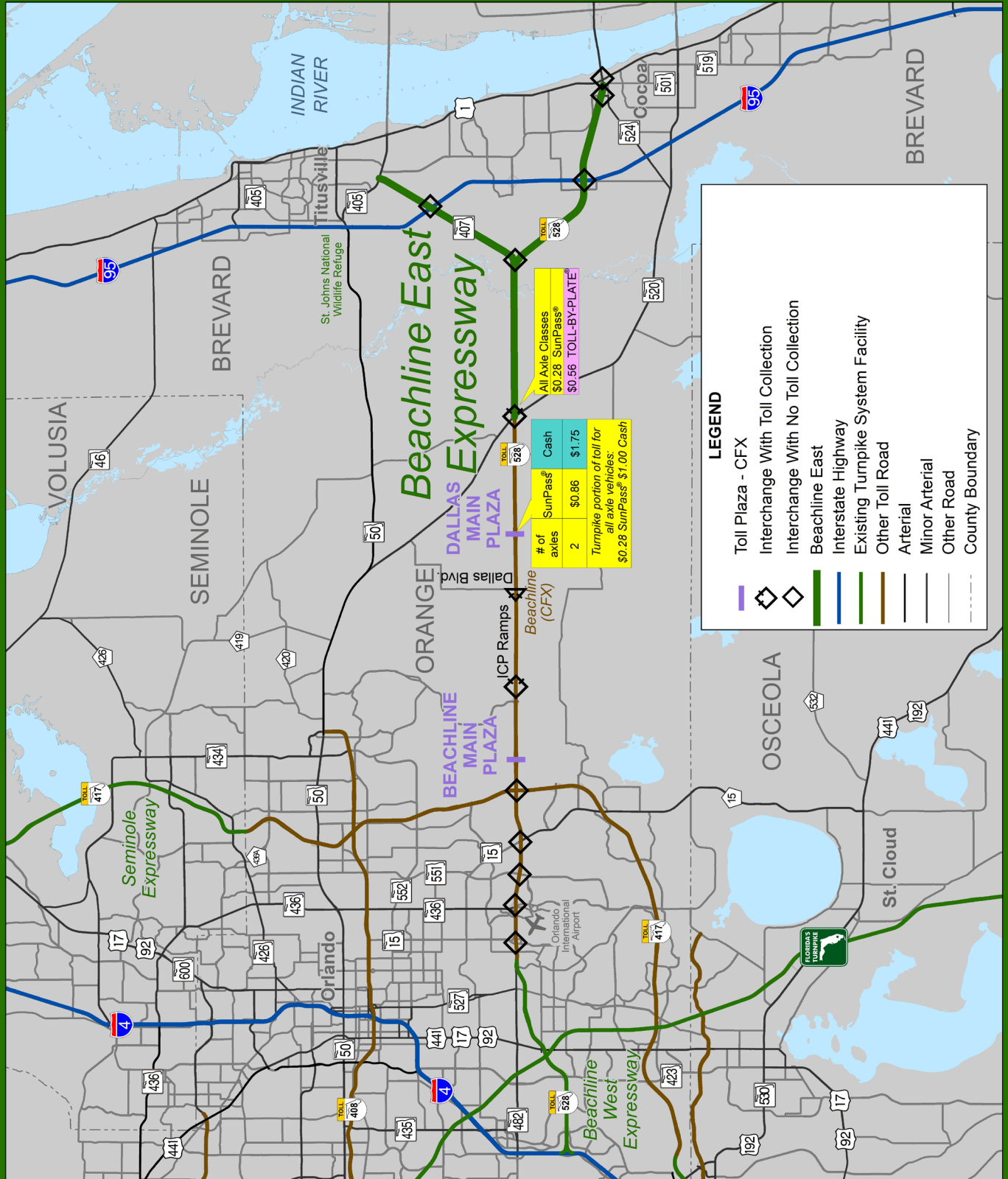


Beachline East Expressway (SR 528) Toll Rates (07/2023)



0 2 4
Miles

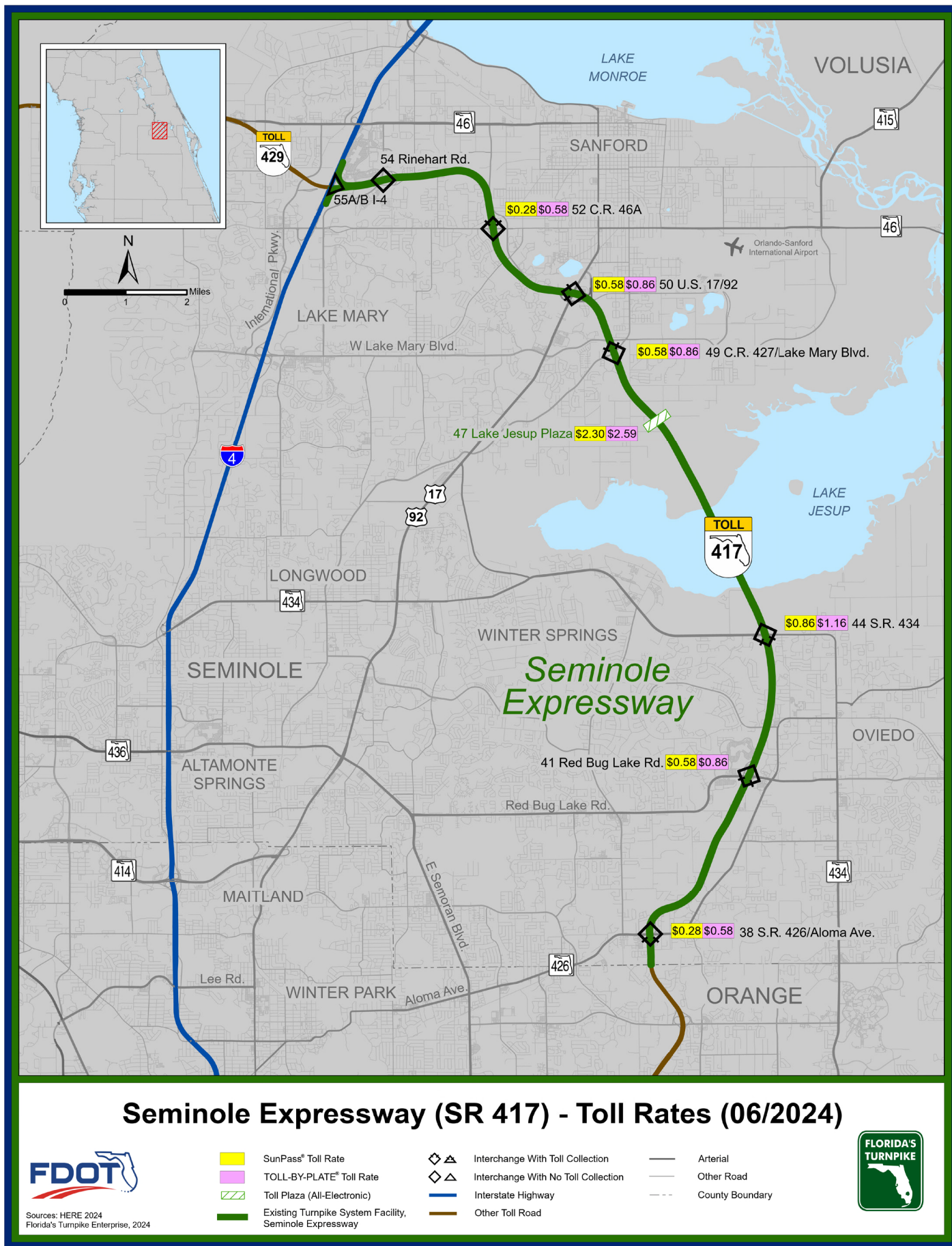
Sources:
HERE 2023
Florida's Turnpike
Enterprise, 2023



Seminole Expressway (SR 417)

Seminole County

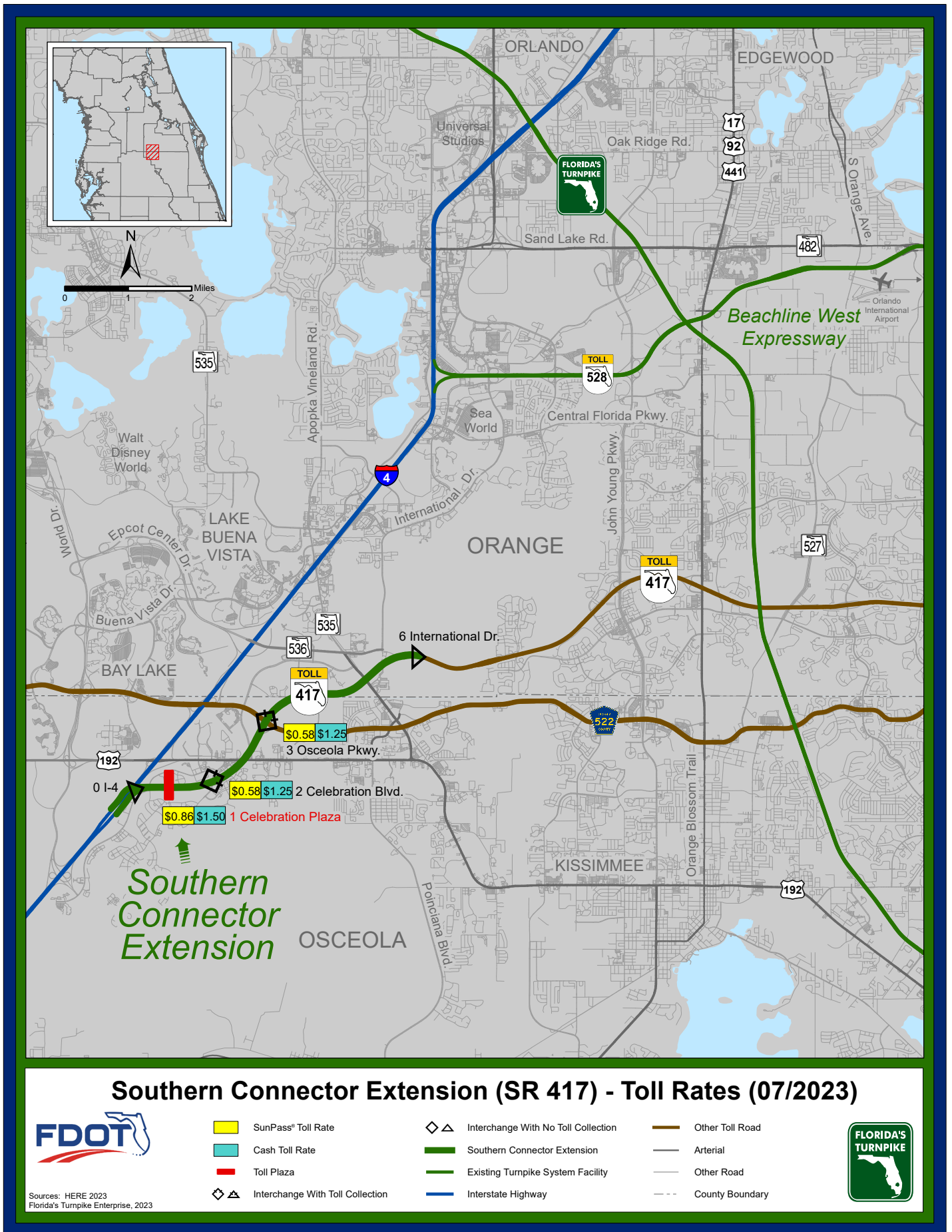
| SEMINOLE EXPRESSWAY (SR 417) | | | | | | | | | | |
|----------------------------------|--------------|--------|--------|--------|-------------|--------------------|--------|--------|---------|-------------|
| Mile Post - Description | SunPass Rate | | | | | TOLL-BY-PLATE Rate | | | | |
| | 2 Axle | 3 Axle | 4 Axle | 5 Axle | Add'l Axles | 2 Axle | 3 Axle | 4 Axle | 5 Axle | Add'l Axles |
| 52 -CR 46A / Sanford | \$0.28 | \$0.56 | \$0.84 | \$1.12 | \$0.28 | \$0.58 | \$1.16 | \$1.74 | \$2.32 | \$0.58 |
| 50 -US 17 / 92 | \$0.58 | \$1.16 | \$1.74 | \$2.32 | \$0.58 | \$0.86 | \$1.72 | \$2.58 | \$3.44 | \$0.86 |
| 49 -CR 427 / Lake Mary Boulevard | \$0.58 | \$1.16 | \$1.74 | \$2.32 | \$0.58 | \$0.86 | \$1.72 | \$2.58 | \$3.44 | \$0.86 |
| 47 -LAKE JESUP PLAZA | \$2.30 | \$4.60 | \$6.90 | \$9.20 | \$2.30 | \$2.59 | \$5.18 | \$7.77 | \$10.36 | \$2.59 |
| 44 -SR 434 | \$0.86 | \$1.72 | \$2.58 | \$3.44 | \$0.86 | \$1.16 | \$2.32 | \$3.48 | \$4.64 | \$1.16 |
| 41 -Red Bug Lake Road | \$0.58 | \$1.16 | \$1.74 | \$2.32 | \$0.58 | \$0.86 | \$1.72 | \$2.58 | \$3.44 | \$0.86 |
| 38 -SR 426 / Aloma Avenue | \$0.28 | \$0.56 | \$0.84 | \$1.12 | \$0.28 | \$0.58 | \$1.16 | \$1.74 | \$2.32 | \$0.58 |



Southern Connector Extension (SR 417)

Orange and Osceola Counties

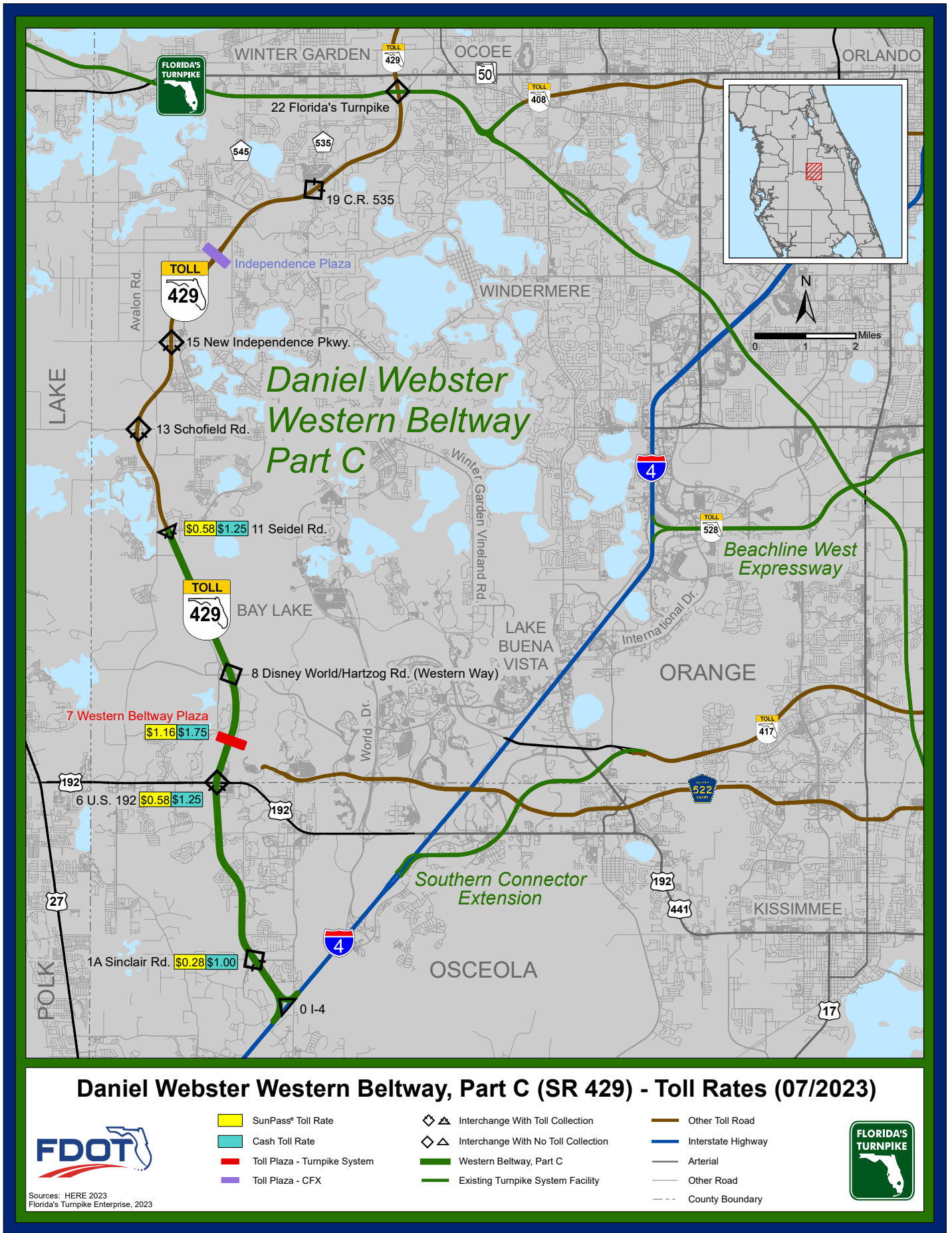
| SOUTHERN CONNECTOR EXTENSION (SR 417) | | | | | | | | | | |
|---------------------------------------|--------------|--------|--------|--------|-------------|-----------|--------|--------|--------|-------------|
| Mile Post - Description | SunPass Rate | | | | | Cash Rate | | | | |
| | 2 Axle | 3 Axle | 4 Axle | 5 Axle | Add'l Axles | 2 Axle | 3 Axle | 4 Axle | 5 Axle | Add'l Axles |
| 3 -Osceola Parkway | \$0.58 | \$1.16 | \$1.74 | \$2.32 | \$0.58 | \$1.25 | \$2.50 | \$3.75 | \$5.00 | \$1.25 |
| 2 -Celebration Boulevard / US 192 | \$0.58 | \$1.16 | \$1.74 | \$2.32 | \$0.58 | \$1.25 | \$2.50 | \$3.75 | \$5.00 | \$1.25 |
| 1 -CELEBRATION PLAZA | \$0.86 | \$1.72 | \$2.58 | \$3.44 | \$0.86 | \$1.50 | \$3.00 | \$4.50 | \$6.00 | \$1.50 |



Daniel Webster Western Beltway, Part C (SR 429)

Orange and Osceola Counties

| DANIEL WEBSTER WESTERN BELTWAY, PART C (SR 429) | | | | | | | | | | |
|---|--------------|--------|--------|--------|-------------|-----------|--------|--------|--------|-------------|
| Mile Post - Description | SunPass Rate | | | | | Cash Rate | | | | |
| | 2 Axle | 3 Axle | 4 Axle | 5 Axle | Add'l Axles | 2 Axle | 3 Axle | 4 Axle | 5 Axle | Add'l Axles |
| 11 -Seidel Road | \$0.58 | \$1.16 | \$1.74 | \$2.32 | \$0.58 | \$1.25 | \$2.50 | \$3.75 | \$5.00 | \$1.25 |
| 7 -WESTERN BELTWAY PLAZA | \$1.16 | \$2.32 | \$3.48 | \$4.64 | \$1.16 | \$1.75 | \$3.50 | \$5.25 | \$7.00 | \$1.75 |
| 6 -US 192 | \$0.58 | \$1.16 | \$1.74 | \$2.32 | \$0.58 | \$1.25 | \$2.50 | \$3.75 | \$5.00 | \$1.25 |
| 1A -Sinclair Road | \$0.28 | \$0.56 | \$0.84 | \$1.12 | \$0.28 | \$1.00 | \$2.00 | \$3.00 | \$4.00 | \$1.00 |



Wekiva Parkway (SR 429)

Orange, Lake and Seminole Counties

| WEKIVA PARKWAY (SR 429) | | | | | | | | | | |
|--------------------------|--------------|--------|--------|--------|-------------|--------------------|--------|--------|--------|-------------|
| Mile Post - Description | SunPass Rate | | | | | TOLL-BY-PLATE Rate | | | | |
| | 2 Axle | 3 Axle | 4 Axle | 5 Axle | Add'l Axles | 2 Axle | 3 Axle | 4 Axle | 5 Axle | Add'l Axles |
| 43 -MOUNT PLYMOUTH PLAZA | \$0.82 | \$1.64 | \$2.46 | \$3.28 | \$0.82 | \$1.09 | \$2.18 | \$3.27 | \$4.36 | \$1.09 |
| 46 -WEKIVA RIVER PLAZA | \$1.08 | \$2.16 | \$3.24 | \$4.32 | \$1.08 | \$1.35 | \$2.70 | \$4.05 | \$5.40 | \$1.35 |
| 52 - SR 46 | \$0.27 | \$0.54 | \$0.81 | \$1.08 | \$0.27 | \$0.54 | \$1.08 | \$1.62 | \$2.16 | \$0.54 |
| 53 - ORANGE PLAZA | \$0.54 | \$1.08 | \$1.62 | \$2.16 | \$0.54 | \$0.81 | \$1.62 | \$2.43 | \$3.24 | \$0.81 |

Wekiva Parkway (SR 429) Toll Rates (07/2023)



Sources:
HERE 2023
Florida's Turnpike
Enterprise, 2023

