

# **Toll Rates for Florida's Turnpike System and Florida Department of Transportation (FDOT) Toll Facilities**

## **Central Florida**

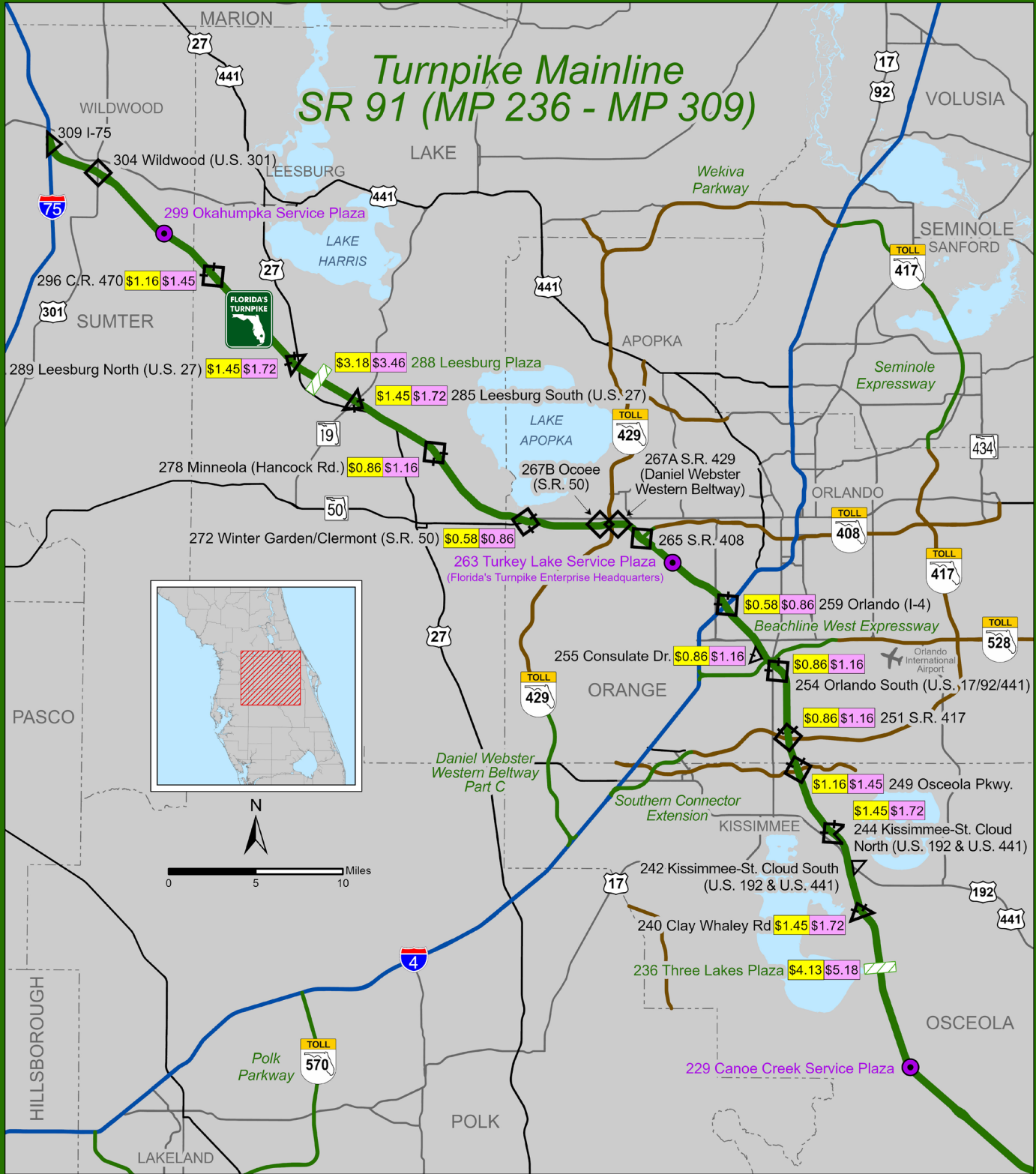


# Turnpike Mainline - SR 91 (MP 236 - MP 309)

Osceola, Orange, Lake and Sumter Counties

TURNPIKE MAINLINE - SR 91 (MP 236 - MP 309)										
Mile Post - Description	SunPass Rate					TOLL-BY-PLATE Rate				
	2 Axle	3 Axle	4 Axle	5 Axle	Add'l Axles	2 Axle	3 Axle	4 Axle	5 Axle	Add'l Axles
296 - CR 470	\$1.16	\$2.32	\$3.48	\$4.64	\$1.16	\$1.45	\$2.90	\$4.35	\$5.80	\$1.45
289 - US 27 / Leesburg North	\$1.45	\$2.90	\$4.35	\$5.80	\$1.45	\$1.72	\$3.44	\$5.16	\$6.88	\$1.72
288 - LEESBURG PLAZA	\$3.18	\$6.36	\$9.54	\$12.72	\$3.18	\$3.46	\$6.92	\$10.38	\$13.84	\$3.46
285 - US 27 / Leesburg South	\$1.45	\$2.90	\$4.35	\$5.80	\$1.45	\$1.72	\$3.44	\$5.16	\$6.88	\$1.72
278 - Minneola (Hancock Rd.)	\$0.86	\$1.72	\$2.58	\$3.44	\$0.86	\$1.16	\$2.32	\$3.48	\$4.64	\$1.16
272 - Winter Garden/Clermont (SR 50)	\$0.58	\$1.16	\$1.74	\$2.32	\$0.58	\$0.86	\$1.72	\$2.58	\$3.44	\$0.86
259 - Orlando (I-4)	\$0.58	\$1.16	\$1.74	\$2.32	\$0.58	\$0.86	\$1.72	\$2.58	\$3.44	\$0.86
255 - Consulate Drive	\$0.86	\$1.72	\$2.58	\$3.44	\$0.86	\$1.16	\$2.32	\$3.48	\$4.64	\$1.16
254 - Orlando South (US 17/92/441)	\$0.86	\$1.72	\$2.58	\$3.44	\$0.86	\$1.16	\$2.32	\$3.48	\$4.64	\$1.16
251 - SR 417	\$0.86	\$1.72	\$2.58	\$3.44	\$0.86	\$1.16	\$2.32	\$3.48	\$4.64	\$1.16
249 - Osceola Parkway (Dart Blvd.)	\$1.16	\$2.32	\$3.48	\$4.64	\$1.16	\$1.45	\$2.90	\$4.35	\$5.80	\$1.45
244 - Kissimmee-St. Cloud North	\$1.45	\$2.90	\$4.35	\$5.80	\$1.45	\$1.72	\$3.44	\$5.16	\$6.88	\$1.72
240 - Clay Whaley Road	\$1.45	\$2.90	\$4.35	\$5.80	\$1.45	\$1.72	\$3.44	\$5.16	\$6.88	\$1.72
236 - THREE LAKES PLAZA	\$4.13	\$6.21	\$8.28	\$10.35	\$2.07	\$5.18	\$7.77	\$10.36	\$12.95	\$2.59

# Turnpike Mainline SR 91 (MP 236 - MP 309)



## Turnpike Mainline - SR 91 (MP 236 - MP 309) - Toll Rates (07/2023)



Sources: HERE 2024  
Florida's Turnpike Enterprise, 2024

- SunPass® Toll Rate
- TOLL-BY-PLATE® Toll Rate
- Toll Plaza (All-Electronic)
- Service Plaza

- Turnpike Mainline - SR 91 (MP 236 - MP 309)
- Existing Turnpike System Facility
- Interchange with Toll Collection
- Interchange with No Toll Collection

- Interstate Highway
- Other Toll Road
- Arterial
- Other Road
- County Boundary



# Beachline West Expressway (SR 528)

Orange County

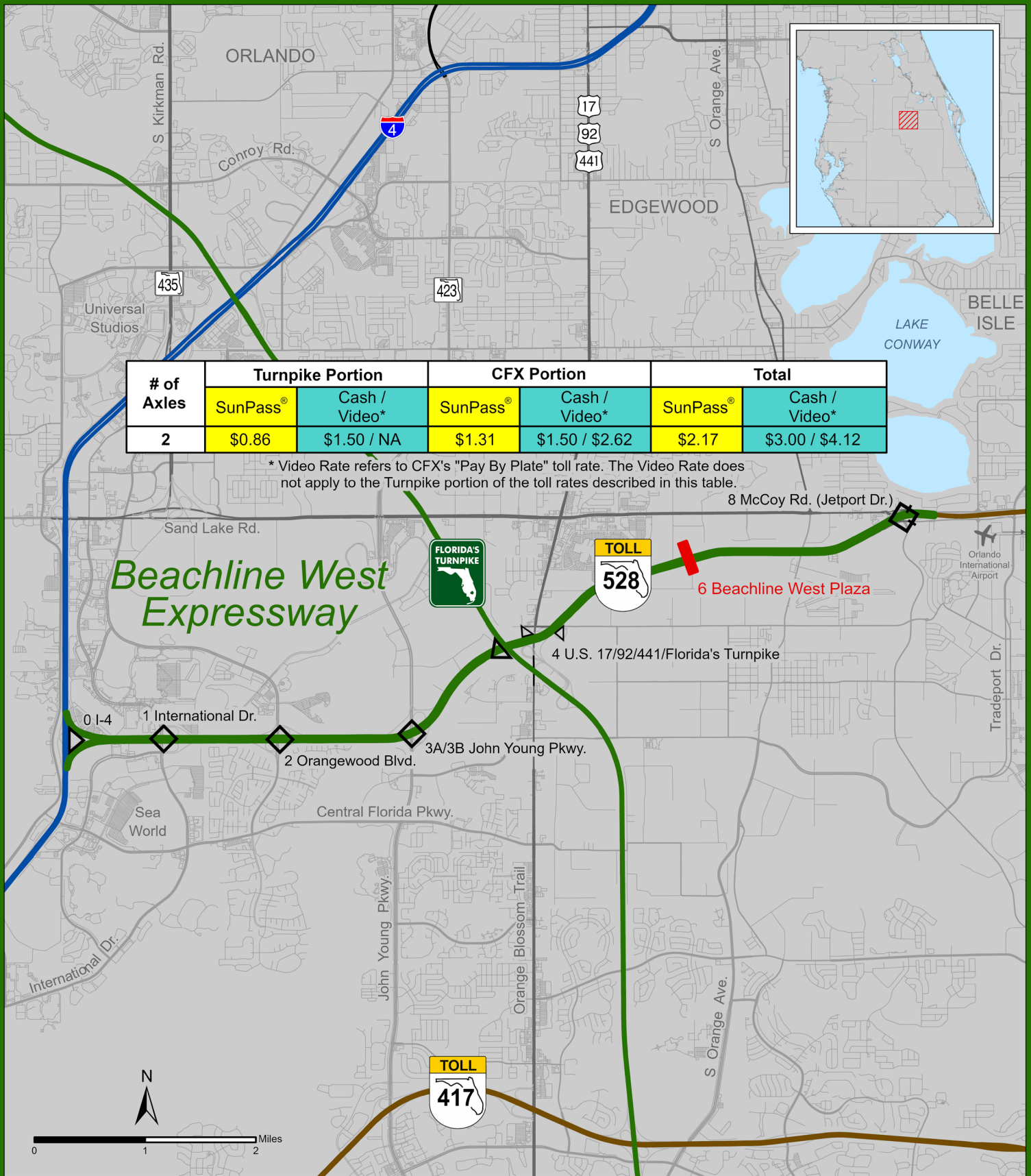
TURNPIKE MAINLINE: BEACHLINE WEST EXPRESSWAY (SR 528)										
Mile Post - Description	SunPass Rate					Cash Rate / Video Rate <sup>2</sup>				
	2 Axle	3 Axle	4 Axle	5 Axle	Add'l Axles <sup>3</sup>	2 Axle	3 Axle	4 Axle	5 Axle	Add'l Axles <sup>3</sup>
Turnpike portion	\$0.86	\$1.72	\$2.58	\$3.44	\$0.86	\$1.50 / NA	\$3.00 / NA	\$4.50 / NA	\$6.00 / NA	\$1.50 / NA
Central Florida Expressway portion <sup>1</sup>	\$1.31	\$1.97	\$2.28	\$2.95	\$0.00	\$1.50 / \$2.62	\$2.25 / \$3.94	\$2.75 / \$4.56	\$3.25 / \$5.90	\$0.00 / \$0.00
6 -MAINLINE PLAZA TOTAL	\$2.17	\$3.69	\$4.86	\$6.39	\$0.86	\$3.00 / \$4.12	\$5.25 / \$6.94	\$7.25 / \$9.06	\$9.25 / \$11.90	\$1.50 / \$1.50

<sup>1</sup> The Central Florida Expressway Authority (CFX) notified the Florida Department of Transportation (FDOT) of its intent to implement a toll rate adjustment on all CFX facilities, effective July 1, 2024. CFX toll rate adjustments are reflected in the CFX portion toll rates shown on this table.

<sup>2</sup> Video Rate refers to CFX's "Pay By Plate" toll rate approved by the CFX Board on October 10, 2019. The Video Rate does not apply to the Turnpike portion of the toll rates described in this table.

<sup>3</sup> The CFX portion of the toll rate for five-axle vehicles also applies to vehicles having six or more axles.





# of Axles	Turnpike Portion		CFX Portion		Total	
	SunPass®	Cash / Video*	SunPass®	Cash / Video*	SunPass®	Cash / Video*
2	\$0.86	\$1.50 / NA	\$1.31	\$1.50 / \$2.62	\$2.17	\$3.00 / \$4.12

\* Video Rate refers to CFX's "Pay By Plate" toll rate. The Video Rate does not apply to the Turnpike portion of the toll rates described in this table.

## Beachline West Expressway

### Beachline West Expressway (SR 528) - Toll Rates (07/2024)



- SunPass® Toll Rate
- Cash Toll Rate
- Toll Plaza
- Interchange With No Toll Collection

- Beachline West Expressway
- Existing Turnpike System Facility
- Interstate Highway

- Other Toll Road
- Arterial
- Other Road
- County Boundary



# Beachline East Expressway (SR 528)

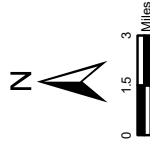
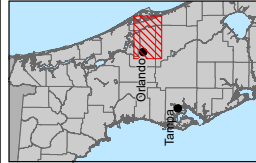
Brevard County

BEACHLINE EAST EXPRESSWAY (SR 528)										
Mile Post - Description	SunPass Rate					Cash Rate				
	2 Axle	3 Axle	4 Axle	5 Axle	Add'l Axles	2 Axle	3 Axle	4 Axle	5 Axle	Add'l Axles
26 -DALLAS PLAZA (FDOT Portion)	\$0.28	\$0.28	\$0.28	\$0.28	--	\$1.00	\$1.00	\$1.00	\$1.00	--

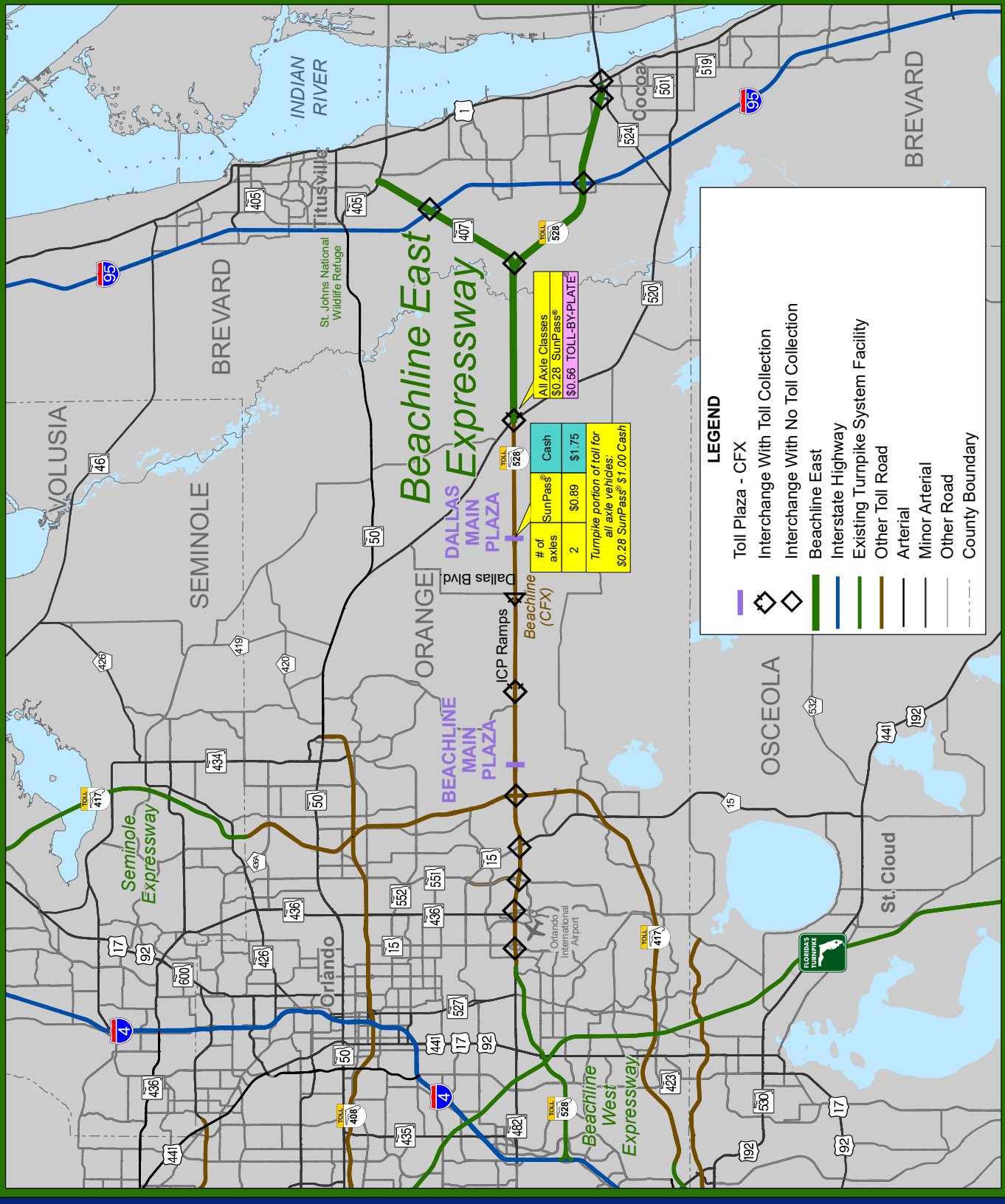
BEACHLINE EAST EXPRESSWAY (SR 520 RAMPS)										
Mile Post - Description	SunPass Rate					TOLL-BY-PLATE Rate				
	2 Axle	3 Axle	4 Axle	5 Axle	Add'l Axles	2 Axle	3 Axle	4 Axle	5 Axle	Add'l Axles
31 -SR 520	\$0.28	\$0.28	\$0.28	\$0.28	--	\$0.56	\$0.56	\$0.56	\$0.56	--



**Beachline East Expressway (SR 528) Toll Rates (07/2023)**



Sources:  
HERE 2024  
Florida's Turnpike Enterprise, 2024

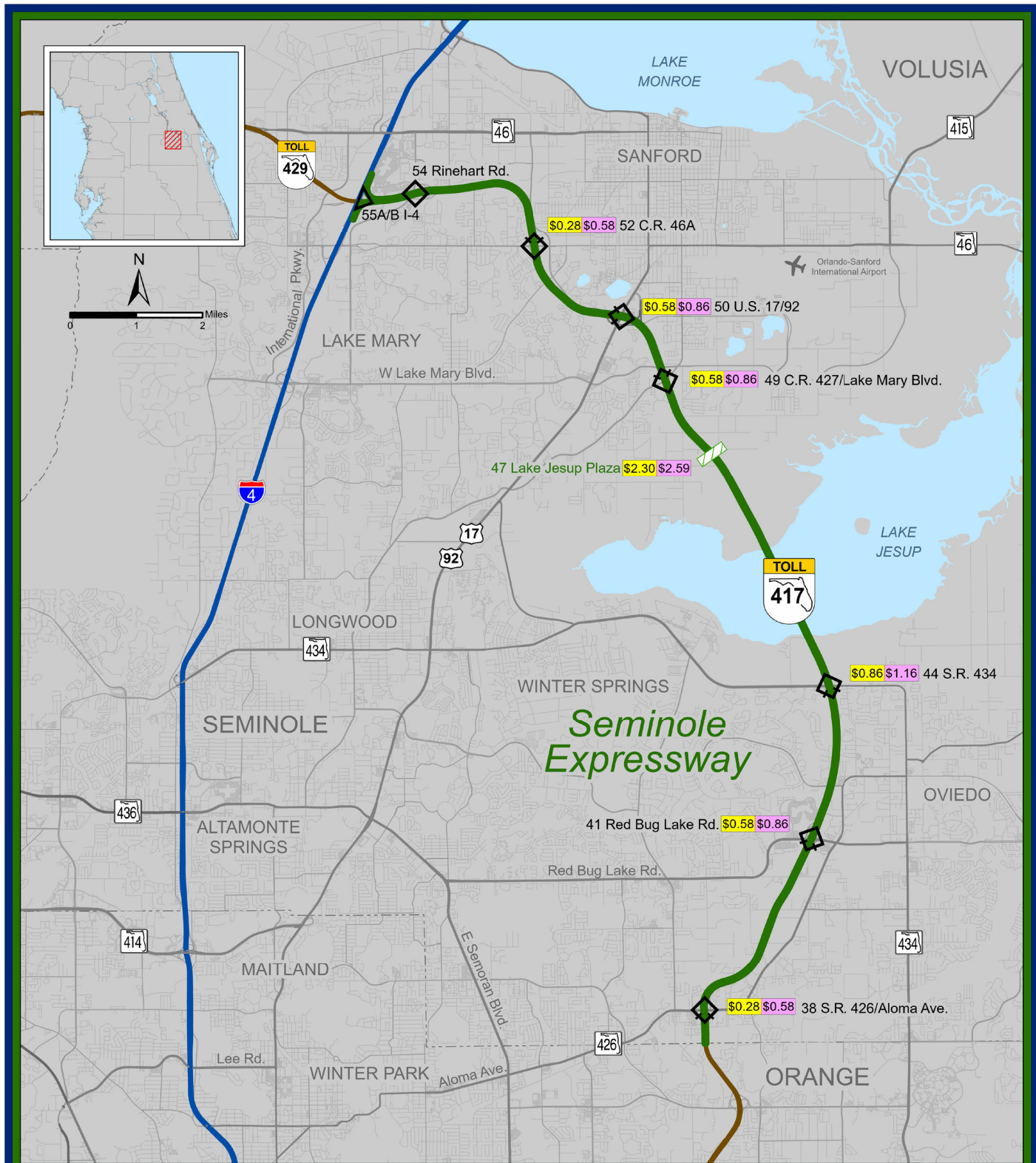


# Seminole Expressway (SR 417)

Seminole County

SEMINOLE EXPRESSWAY (SR 417)										
Mile Post - Description	SunPass Rate					TOLL-BY-PLATE Rate				
	2 Axle	3 Axle	4 Axle	5 Axle	Add'l Axles	2 Axle	3 Axle	4 Axle	5 Axle	Add'l Axles
52 -CR 46A / Sanford	\$0.28	\$0.56	\$0.84	\$1.12	\$0.28	\$0.58	\$1.16	\$1.74	\$2.32	\$0.58
50 -US 17 / 92	\$0.58	\$1.16	\$1.74	\$2.32	\$0.58	\$0.86	\$1.72	\$2.58	\$3.44	\$0.86
49 -CR 427 / Lake Mary Boulevard	\$0.58	\$1.16	\$1.74	\$2.32	\$0.58	\$0.86	\$1.72	\$2.58	\$3.44	\$0.86
47 -LAKE JESUP PLAZA	\$2.30	\$4.60	\$6.90	\$9.20	\$2.30	\$2.59	\$5.18	\$7.77	\$10.36	\$2.59
44 -SR 434	\$0.86	\$1.72	\$2.58	\$3.44	\$0.86	\$1.16	\$2.32	\$3.48	\$4.64	\$1.16
41 -Red Bug Lake Road	\$0.58	\$1.16	\$1.74	\$2.32	\$0.58	\$0.86	\$1.72	\$2.58	\$3.44	\$0.86
38 -SR 426 / Aloma Avenue	\$0.28	\$0.56	\$0.84	\$1.12	\$0.28	\$0.58	\$1.16	\$1.74	\$2.32	\$0.58





## Seminole Expressway (SR 417) - Toll Rates (06/2024)



Sources: HERE 2024  
Florida's Turnpike Enterprise, 2024

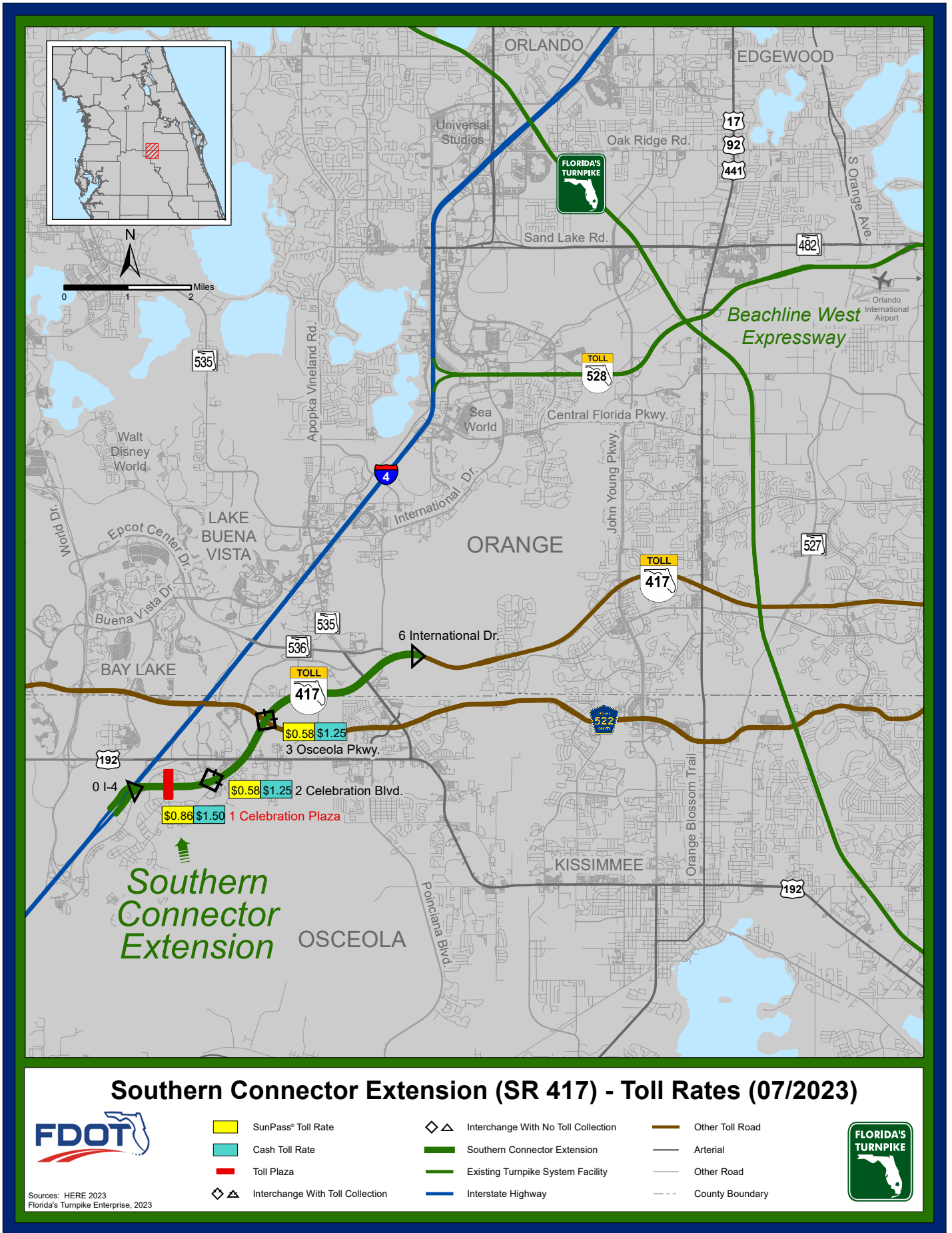
- |  |                                     |                 |
|--|-------------------------------------|-----------------|
| SunPass® Toll Rate                                     | Interchange With Toll Collection    | Arterial        |
| TOLL-BY-PLATE® Toll Rate                               | Interchange With No Toll Collection | Other Road      |
| Toll Plaza (All-Electronic)                            | Interstate Highway                  | County Boundary |
| Existing Turnpike System Facility, Seminole Expressway | Other Toll Road                     |                 |



# Southern Connector Extension (SR 417)

Orange and Osceola Counties

SOUTHERN CONNECTOR EXTENSION (SR 417)										
Mile Post - Description	SunPass Rate					Cash Rate				
	2 Axle	3 Axle	4 Axle	5 Axle	Add'l Axles	2 Axle	3 Axle	4 Axle	5 Axle	Add'l Axles
3 -Osceola Parkway	\$0.58	\$1.16	\$1.74	\$2.32	\$0.58	\$1.25	\$2.50	\$3.75	\$5.00	\$1.25
2 -Celebration Boulevard / US 192	\$0.58	\$1.16	\$1.74	\$2.32	\$0.58	\$1.25	\$2.50	\$3.75	\$5.00	\$1.25
1 -CELEBRATION PLAZA	\$0.86	\$1.72	\$2.58	\$3.44	\$0.86	\$1.50	\$3.00	\$4.50	\$6.00	\$1.50



### Southern Connector Extension (SR 417) - Toll Rates (07/2023)



- |                                  |                                     |                 |
|----------------------------------|-------------------------------------|-----------------|
| SunPass® Toll Rate               | Interchange With No Toll Collection | Other Toll Road |
| Cash Toll Rate                   | Southern Connector Extension        | Arterial        |
| Toll Plaza                       | Existing Turnpike System Facility   | Other Road      |
| Interchange With Toll Collection | Interstate Highway                  | County Boundary |



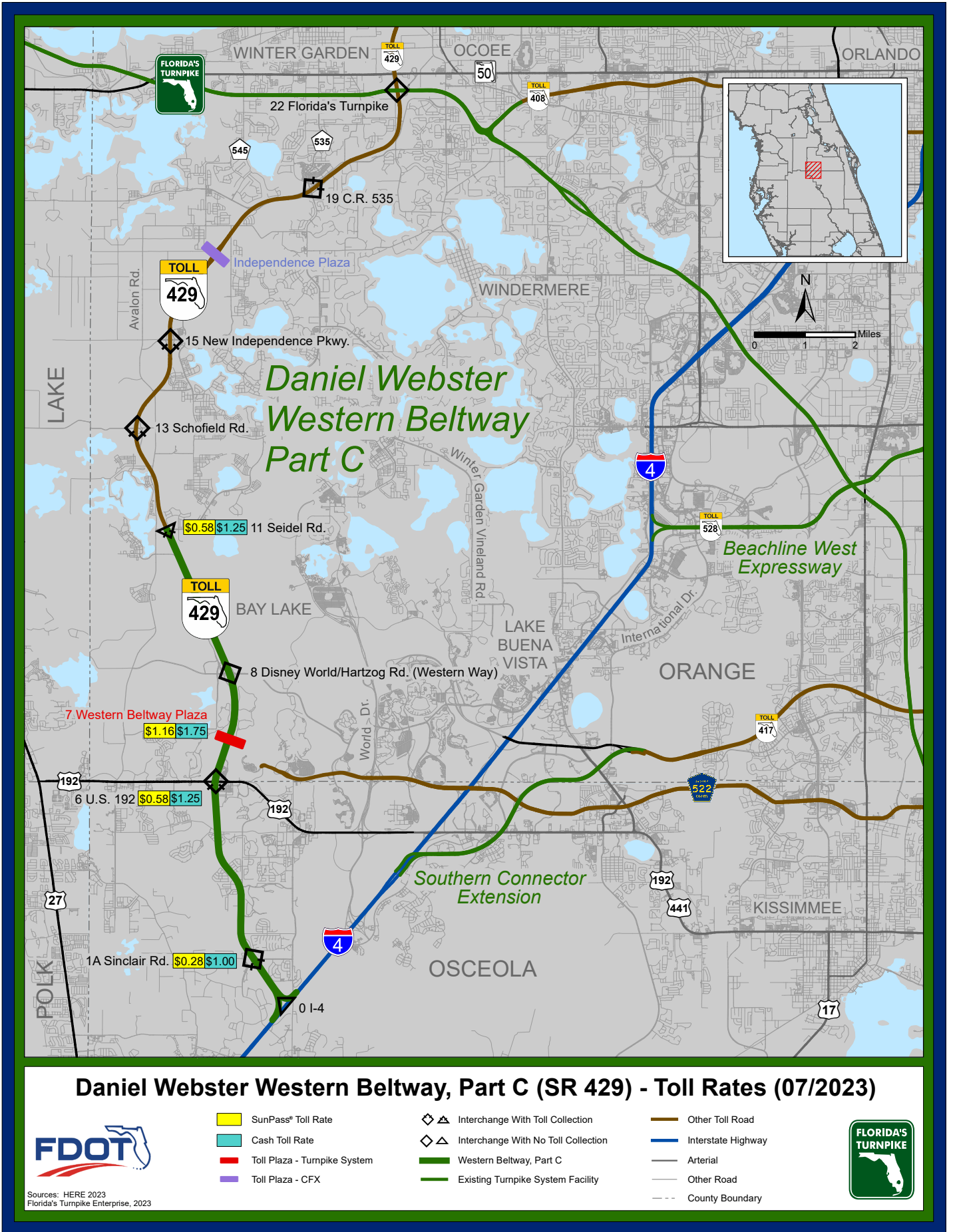
Sources: HERE 2023  
Florida's Turnpike Enterprise, 2023

# Daniel Webster Western Beltway, Part C (SR 429)

Orange and Osceola Counties

DANIEL WEBSTER WESTERN BELTWAY, PART C (SR 429)										
Mile Post - Description	SunPass Rate					Cash Rate				
	2 Axle	3 Axle	4 Axle	5 Axle	Add'l Axles	2 Axle	3 Axle	4 Axle	5 Axle	Add'l Axles
11 -Seidel Road	\$0.58	\$1.16	\$1.74	\$2.32	\$0.58	\$1.25	\$2.50	\$3.75	\$5.00	\$1.25
7 -WESTERN BELTWAY PLAZA	\$1.16	\$2.32	\$3.48	\$4.64	\$1.16	\$1.75	\$3.50	\$5.25	\$7.00	\$1.75
6 -US 192	\$0.58	\$1.16	\$1.74	\$2.32	\$0.58	\$1.25	\$2.50	\$3.75	\$5.00	\$1.25
1A -Sinclair Road	\$0.28	\$0.56	\$0.84	\$1.12	\$0.28	\$1.00	\$2.00	\$3.00	\$4.00	\$1.00





### Daniel Webster Western Beltway, Part C (SR 429) - Toll Rates (07/2023)



Sources: HERE 2023  
Florida's Turnpike Enterprise, 2023

- |  |   |   |
|--|---|---|
| <span style="background-color: yellow; border: 1px solid black; display: inline-block; width: 15px; height: 10px;"></span> SunPass® Toll Rate        | Interchange With Toll Collection  | <span style="background-color: brown; border: 1px solid black; display: inline-block; width: 15px; height: 10px;"></span> Other Toll Road   |
| <span style="background-color: teal; border: 1px solid black; display: inline-block; width: 15px; height: 10px;"></span> Cash Toll Rate              | Interchange With No Toll Collection   | <span style="background-color: blue; border: 1px solid black; display: inline-block; width: 15px; height: 10px;"></span> Interstate Highway |
| <span style="background-color: red; border: 1px solid black; display: inline-block; width: 15px; height: 10px;"></span> Toll Plaza - Turnpike System | <span style="background-color: green; border: 1px solid black; display: inline-block; width: 15px; height: 10px;"></span> Western Beltway, Part C           | <span style="border-bottom: 1px solid gray; display: inline-block; width: 15px;"></span> Arterial   |
| <span style="background-color: purple; border: 1px solid black; display: inline-block; width: 15px; height: 10px;"></span> Toll Plaza - CFX          | <span style="background-color: green; border: 1px solid black; display: inline-block; width: 15px; height: 10px;"></span> Existing Turnpike System Facility | <span style="border-bottom: 1px dashed gray; display: inline-block; width: 15px;"></span> Other Road  |
|  |   | <span style="border-bottom: 1px dashed gray; display: inline-block; width: 15px;"></span> County Boundary                                   |




## Wekiva Parkway (SR 429)

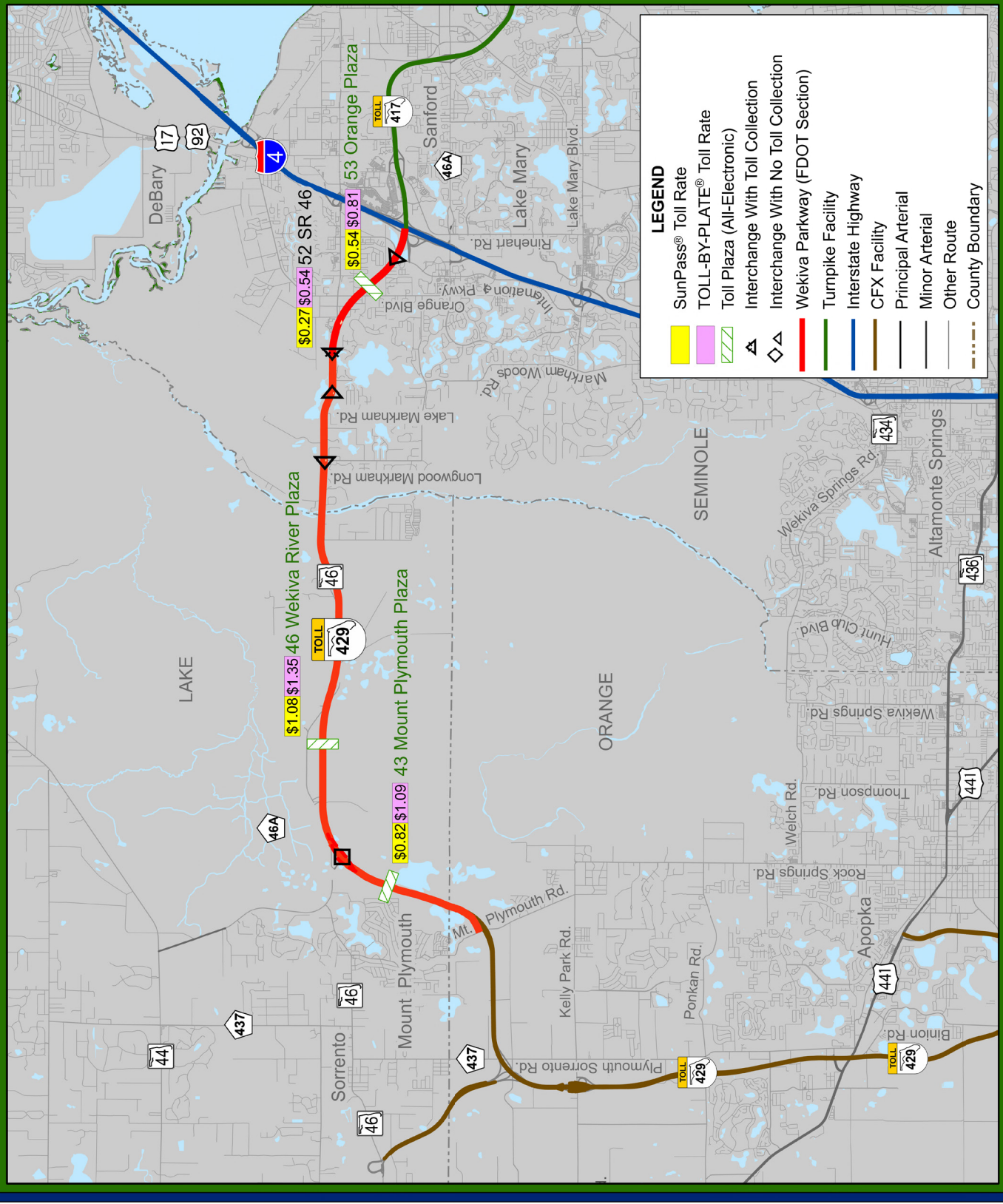
Orange, Lake and Seminole Counties

WEKIVA PARKWAY (SR 429)										
Mile Post - Description	SunPass Rate					TOLL-BY-PLATE Rate				
	2 Axle	3 Axle	4 Axle	5 Axle	Add'l Axles	2 Axle	3 Axle	4 Axle	5 Axle	Add'l Axles
43 -MOUNT PLYMOUTH PLAZA	\$0.82	\$1.64	\$2.46	\$3.28	\$0.82	\$1.09	\$2.18	\$3.27	\$4.36	\$1.09
46 -WEKIVA RIVER PLAZA	\$1.08	\$2.16	\$3.24	\$4.32	\$1.08	\$1.35	\$2.70	\$4.05	\$5.40	\$1.35
52 - SR 46	\$0.27	\$0.54	\$0.81	\$1.08	\$0.27	\$0.54	\$1.08	\$1.62	\$2.16	\$0.54
53 - ORANGE PLAZA	\$0.54	\$1.08	\$1.62	\$2.16	\$0.54	\$0.81	\$1.62	\$2.43	\$3.24	\$0.81

# Wekiva Parkway (SR 429) Toll Rates (07/2023)

Sources:  
HERE 2023  
Florida's Turnpike Enterprise, 2023



FDOT Toll Rates - Effective July 1, 2023