

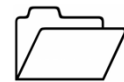


TURNPIKE PRODUCTION & PS&E FOLDER STRUCTURE (for FTE Design Consultant)

 Design Consultant Responsibility

 FTE PM Responsibility



1 CONTRACT DOCS



2 DESIGN DOCS



3 QC DOCS
















4 CFIs



5 ADDENDUMS



 PLANS*
 SPECS*
 CADD FILES* (AS A ZIP FOLDER)
 EQ REPORT* (IF APPLICABLE)
 SUPPORTING DOCS

Spec Package, Technical
Special Provisions

 01-APPROVALS
 02-VARIATIONS-EXCEPTIONS
 03-ROADWAY
 04-DRAINAGE
 05-SandPM
 06-SIGNALS
 07-ITS
 08-LIGHTING
 09-LANDSCAPE
 10-STRUCTURES
 11-TOLLS
 12-ARCHITECTURAL
 13-GEOTECH

*Follow Table 111.7.1 in FDM
for guidance on what files to
put in the folders here.*

*Delete folders that don't have
any files.*

Certificate of Compliance
 Other QC documents
 Supporting Estimates Docs

NOTES:

This is the folder structure to be used for the PS&E and Production Submittals. The Design Consultants are to send folders 1-3 to the FTE PM for the PS&E and Production submittals. Folders 3-5 are handled by the FTE PM.

*Make sure to follow FDOT CADD Manual 8.4 for file naming convention of contract documents




Project edit reports, Specs Workbook, KMZ FILES*, MSP Central Office Approvals

Development Specs Approvals, etc.

Typical Section Package, Pavement Design, etc.

Engineers estimate, summary of pay items, etc.

All Contract File Index
Ready for upload documents

 Addendum 1
 Addendum 2
 Addendum [#]

