

# **Toll Rates for Florida's Turnpike System and Florida Department of Transportation (FDOT) Toll Facilities**

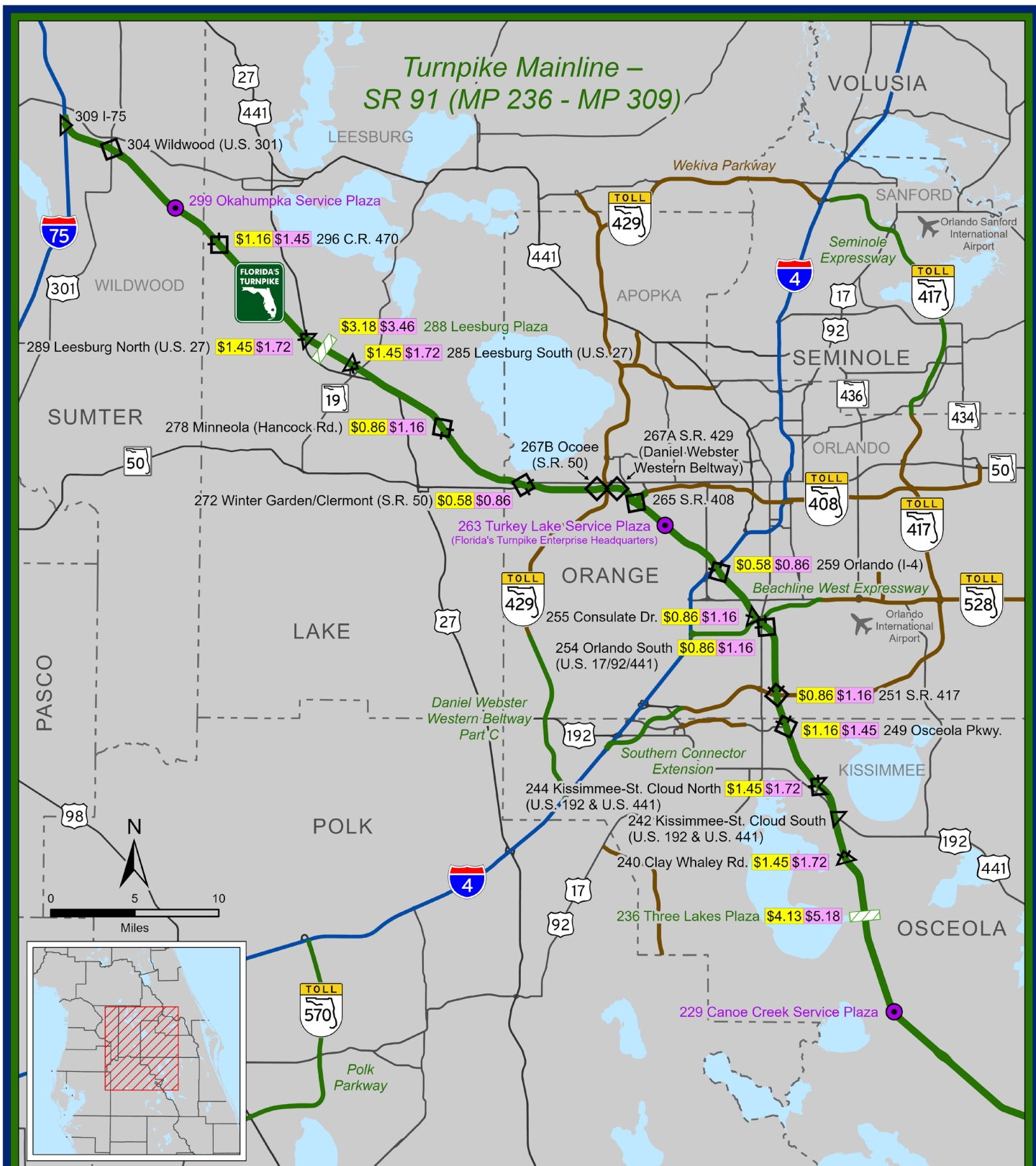
## **Central Florida**



# Turnpike Mainline - SR 91 (MP 236 - MP 309)

Osceola, Orange, Lake, and Sumter Counties

TURNPIKE MAINLINE - SR 91 (MP 236 - MP 309)										
Mile Post - Description	SunPass Rate					TOLL-BY-PLATE Rate				
	2 Axle	3 Axle	4 Axle	5 Axle	Add'l Axles	2 Axle	3 Axle	4 Axle	5 Axle	Add'l Axles
296 - CR 470	\$1.16	\$2.32	\$3.48	\$4.64	\$1.16	\$1.45	\$2.90	\$4.35	\$5.80	\$1.45
289 - US 27 / Leesburg North	\$1.45	\$2.90	\$4.35	\$5.80	\$1.45	\$1.72	\$3.44	\$5.16	\$6.88	\$1.72
288 - LEESBURG PLAZA	\$3.18	\$6.36	\$9.54	\$12.72	\$3.18	\$3.46	\$6.92	\$10.38	\$13.84	\$3.46
285 - US 27 / Leesburg South	\$1.45	\$2.90	\$4.35	\$5.80	\$1.45	\$1.72	\$3.44	\$5.16	\$6.88	\$1.72
278 - Minneola (Hancock Rd.)	\$0.86	\$1.72	\$2.58	\$3.44	\$0.86	\$1.16	\$2.32	\$3.48	\$4.64	\$1.16
272 - Winter Garden/Clermont (SR 50)	\$0.58	\$1.16	\$1.74	\$2.32	\$0.58	\$0.86	\$1.72	\$2.58	\$3.44	\$0.86
259 - Orlando (I-4)	\$0.58	\$1.16	\$1.74	\$2.32	\$0.58	\$0.86	\$1.72	\$2.58	\$3.44	\$0.86
255 - Consulate Drive	\$0.86	\$1.72	\$2.58	\$3.44	\$0.86	\$1.16	\$2.32	\$3.48	\$4.64	\$1.16
254 - Orlando South (US 17/92/441)	\$0.86	\$1.72	\$2.58	\$3.44	\$0.86	\$1.16	\$2.32	\$3.48	\$4.64	\$1.16
251 - SR 417	\$0.86	\$1.72	\$2.58	\$3.44	\$0.86	\$1.16	\$2.32	\$3.48	\$4.64	\$1.16
249 - Osceola Parkway (Dart Blvd.)	\$1.16	\$2.32	\$3.48	\$4.64	\$1.16	\$1.45	\$2.90	\$4.35	\$5.80	\$1.45
244 - Kissimmee-St. Cloud North	\$1.45	\$2.90	\$4.35	\$5.80	\$1.45	\$1.72	\$3.44	\$5.16	\$6.88	\$1.72
240 - Clay Whaley Road	\$1.45	\$2.90	\$4.35	\$5.80	\$1.45	\$1.72	\$3.44	\$5.16	\$6.88	\$1.72
236 - THREE LAKES PLAZA	\$4.13	\$6.21	\$8.28	\$10.35	\$2.07	\$5.18	\$7.77	\$10.36	\$12.95	\$2.59



## Turnpike Mainline – SR 91 (MP 236 - MP 309) – Toll Rates (07/2023)



Sources: HERE 2025,  
Florida's Turnpike Enterprise, 2025

- SunPass® Toll Rate
- TOLL-BY-PLATE® Toll Rate
- Toll Plaza (All-Electronic)
- Service Plaza

- Interchange With Toll Collection
- Interchange With No Toll Collection
- Existing Turnpike System Facility – Turnpike Mainline (SR 91)
- Existing Turnpike System Facility

- Interstate Highway
- Other Toll Road
- Arterial
- Other Road
- County Boundary



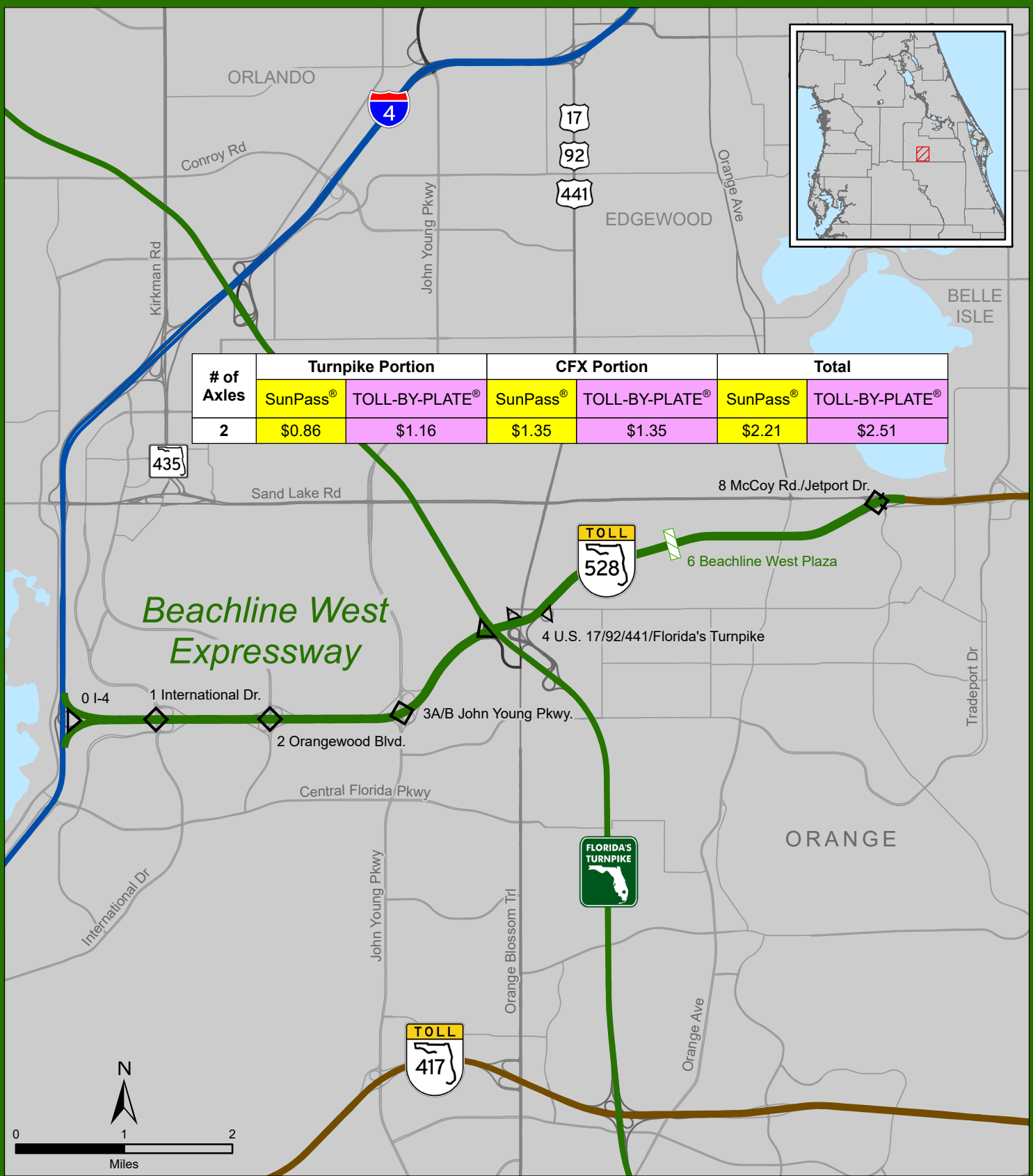
# Beachline West Expressway (SR 528)

Orange County

TURNPIKE MAINLINE: BEACHLINE WEST EXPRESSWAY (SR 528)										
Mile Post - Description	SunPass Rate					TOLL-BY-PLATE Rate				
	2 Axle	3 Axle	4 Axle	5 Axle	Add'l Axles <sup>1</sup>	2 Axle	3 Axle	4 Axle	5 Axle	Add'l Axles <sup>1</sup>
Turnpike portion	\$0.86	\$1.72	\$2.58	\$3.44	\$0.86	\$1.16	\$2.32	\$3.48	\$4.64	\$1.16
Central Florida Expressway portion <sup>1</sup>	\$1.35	\$2.03	\$2.35	\$3.04	\$0.00	\$1.35	\$2.03	\$2.35	\$3.04	\$0.00
6 - MAINLINE PLAZA TOTAL	\$2.21	\$3.75	\$4.93	\$6.48	\$0.86	\$2.51	\$4.35	\$5.83	\$7.68	\$1.16

<sup>1</sup> The CFX portion of the toll rate for five-axle vehicles also applies to vehicles having six or more axles.





# Beachline West Expressway (SR 528) – Toll Rates (12/2025)



- SunPass® Toll Rate
- TOLL-BY-PLATE® Toll Rate
- Toll Plaza (All-Electronic)
- ◆ Interchange With Toll Collection
- ◇△ Interchange With No Toll Collection
- Beachline West Expressway
- Existing Turnpike System Facility
- Interstate Highway
- Other Toll Road
- Arterial
- Other Road
- County Boundary



Sources: HERE 2025,  
Florida's Turnpike Enterprise, 2025

# Beachline East Expressway (SR 528)

Brevard County

BEACHLINE EAST EXPRESSWAY (SR 528)										
Mile Post - Description	SunPass Rate					TOLL-BY-PLATE Rate				
	2 Axle	3 Axle	4 Axle	5 Axle	Add'l Axles	2 Axle	3 Axle	4 Axle	5 Axle	Add'l Axles
26 - DALLAS PLAZA (FDOT Portion)	\$0.28	\$0.28	\$0.28	\$0.28	--	\$0.56	\$0.56	\$0.56	\$0.56	--

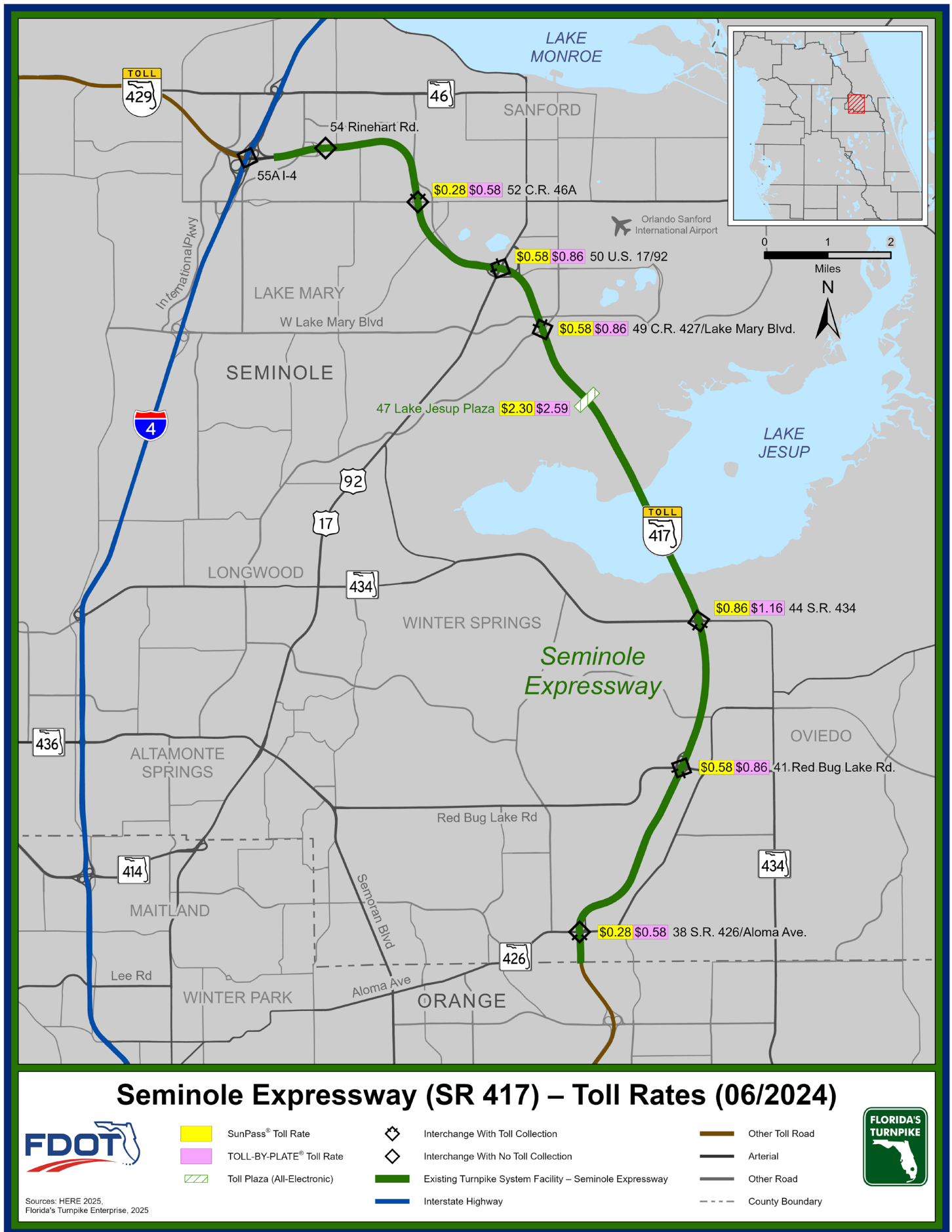
BEACHLINE EAST EXPRESSWAY (SR 520 RAMPS)										
Mile Post - Description	SunPass Rate					TOLL-BY-PLATE Rate				
	2 Axle	3 Axle	4 Axle	5 Axle	Add'l Axles	2 Axle	3 Axle	4 Axle	5 Axle	Add'l Axles
31 - SR 520	\$0.28	\$0.28	\$0.28	\$0.28	--	\$0.56	\$0.56	\$0.56	\$0.56	--



# Seminole Expressway (SR 417)

Seminole County

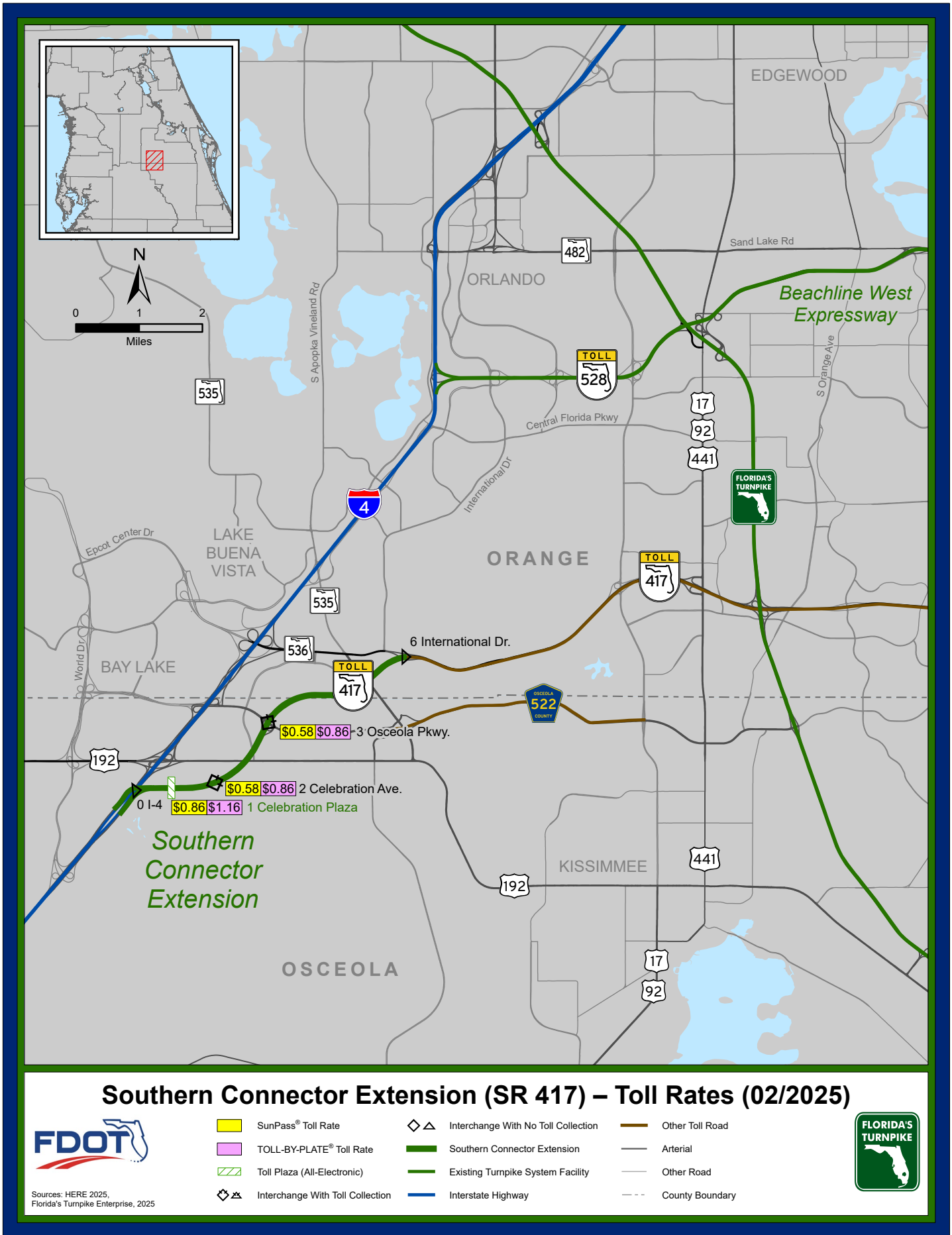
SEMINOLE EXPRESSWAY (SR 417)										
Mile Post - Description	SunPass Rate					TOLL-BY-PLATE Rate				
	2 Axle	3 Axle	4 Axle	5 Axle	Add'l Axles	2 Axle	3 Axle	4 Axle	5 Axle	Add'l Axles
52 - CR 46A / Sanford	\$0.28	\$0.56	\$0.84	\$1.12	\$0.28	\$0.58	\$1.16	\$1.74	\$2.32	\$0.58
50 - US 17 / 92	\$0.58	\$1.16	\$1.74	\$2.32	\$0.58	\$0.86	\$1.72	\$2.58	\$3.44	\$0.86
49 - CR 427 / Lake Mary Boulevard	\$0.58	\$1.16	\$1.74	\$2.32	\$0.58	\$0.86	\$1.72	\$2.58	\$3.44	\$0.86
47 - LAKE JESUP PLAZA	\$2.30	\$4.60	\$6.90	\$9.20	\$2.30	\$2.59	\$5.18	\$7.77	\$10.36	\$2.59
44 - SR 434	\$0.86	\$1.72	\$2.58	\$3.44	\$0.86	\$1.16	\$2.32	\$3.48	\$4.64	\$1.16
41 - Red Bug Lake Road	\$0.58	\$1.16	\$1.74	\$2.32	\$0.58	\$0.86	\$1.72	\$2.58	\$3.44	\$0.86
38 - SR 426 / Aloma Avenue	\$0.28	\$0.56	\$0.84	\$1.12	\$0.28	\$0.58	\$1.16	\$1.74	\$2.32	\$0.58



# Southern Connector Extension (SR 417)

Orange and Osceola Counties

SOUTHERN CONNECTOR (SR 417)										
Mile Post - Description	SunPass Rate					TOLL-BY-PLATE Rate				
	2 Axle	3 Axle	4 Axle	5 Axle	Add'l Axles	2 Axle	3 Axle	4 Axle	5 Axle	Add'l Axles
3 - Osceola Parkway	\$0.58	\$1.16	\$1.74	\$2.32	\$0.58	\$0.86	\$1.72	\$2.58	\$3.44	\$0.86
2 - Celebration Avenue / US 192	\$0.58	\$1.16	\$1.74	\$2.32	\$0.58	\$0.86	\$1.72	\$2.58	\$3.44	\$0.86
1 - CELEBRATION PLAZA	\$0.86	\$1.72	\$2.58	\$3.44	\$0.86	\$1.16	\$2.32	\$3.48	\$4.64	\$1.16

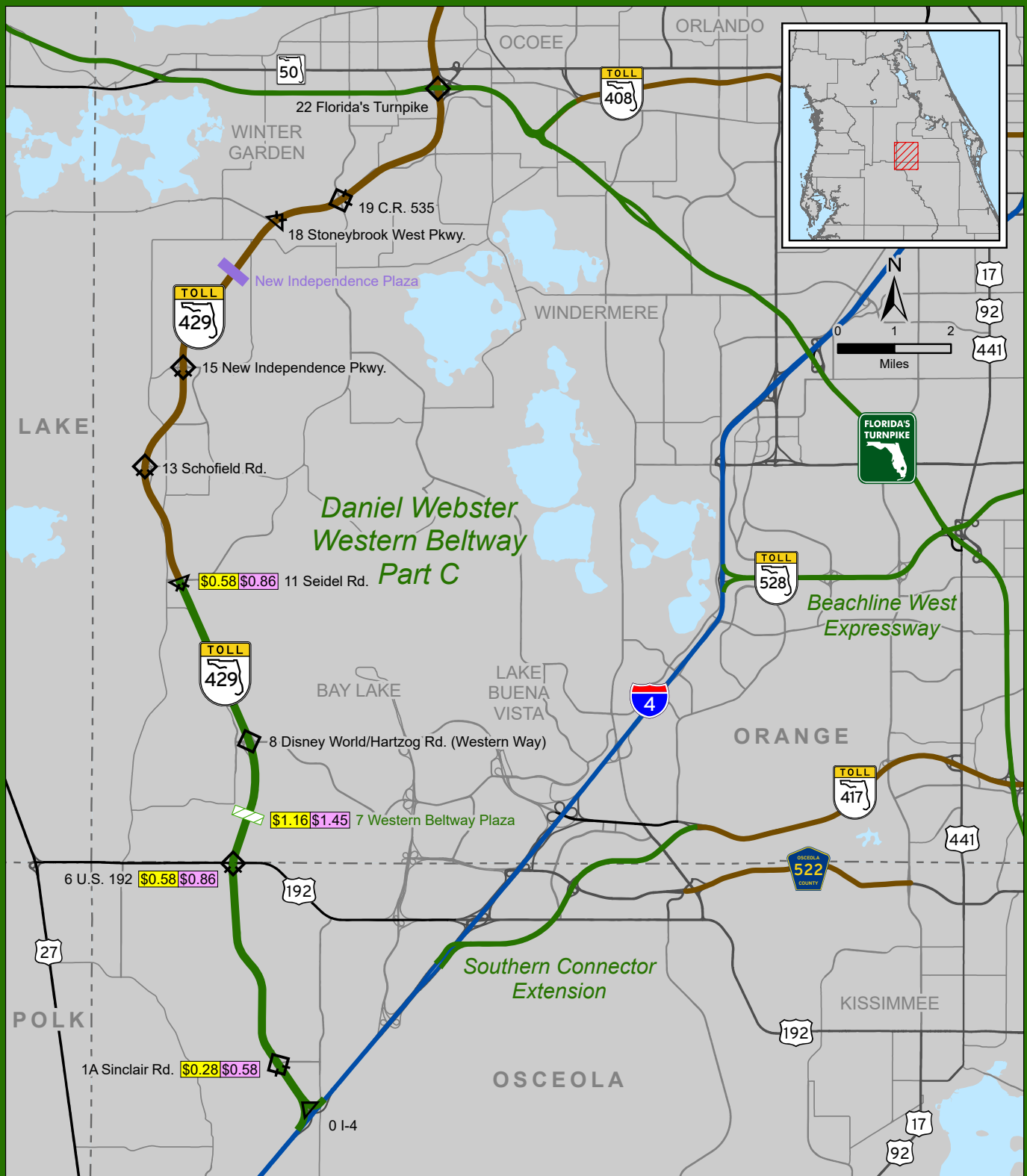


# Daniel Webster Western Beltway, Part C (SR 429)

Orange and Osceola Counties

DANIEL WEBSTER WESTERN BELTWAY, PART C (SR 429)										
Mile Post - Description	SunPass Rate					TOLL-BY-PLATE Rate				
	2 Axle	3 Axle	4 Axle	5 Axle	Add'l Axles	2 Axle	3 Axle	4 Axle	5 Axle	Add'l Axles
11 - Seidel Road	\$0.58	\$1.16	\$1.74	\$2.32	\$0.58	\$0.86	\$1.72	\$2.58	\$3.44	\$0.86
7 - WESTERN BELTWAY PLAZA	\$1.16	\$2.32	\$3.48	\$4.64	\$1.16	\$1.45	\$2.90	\$4.35	\$5.80	\$1.45
6 - US 192	\$0.58	\$1.16	\$1.74	\$2.32	\$0.58	\$0.86	\$1.72	\$2.58	\$3.44	\$0.86
1A - Sinclair Road	\$0.28	\$0.56	\$0.84	\$1.12	\$0.28	\$0.58	\$1.16	\$1.74	\$2.32	\$0.58





## Daniel Webster Western Beltway, Part C (SR 429) – Toll Rates (02/2025)



Sources: HERE 2025,  
Florida's Turnpike Enterprise, 2025

SunPass® Toll Rate

TOLL-BY-PLATE® Toll Rate

Toll Plaza (All-Electronic)

Toll Plaza – CFX

Interchange With Toll Collection

Interchange With No Toll Collection

Western Beltway, Part C

Existing Turnpike System Facility

Interstate Highway

Other Toll Road

Arterial

Other Road

County Boundary

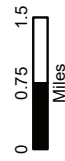
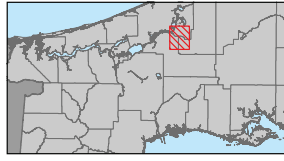


# Wekiva Parkway (SR 429)

Orange, Lake, and Seminole Counties

WEKIVA PARKWAY (SR 429)										
Mile Post - Description	SunPass Rate					TOLL-BY-PLATE Rate				
	2 Axle	3 Axle	4 Axle	5 Axle	Add'l Axles	2 Axle	3 Axle	4 Axle	5 Axle	Add'l Axles
43 - MOUNT PLYMOUTH PLAZA	\$0.82	\$1.64	\$2.46	\$3.28	\$0.82	\$1.09	\$2.18	\$3.27	\$4.36	\$1.09
46 - WEKIVA RIVER PLAZA	\$1.08	\$2.16	\$3.24	\$4.32	\$1.08	\$1.35	\$2.70	\$4.05	\$5.40	\$1.35
52 - SR 46	\$0.27	\$0.54	\$0.81	\$1.08	\$0.27	\$0.54	\$1.08	\$1.62	\$2.16	\$0.54
53 - ORANGE PLAZA	\$0.54	\$1.08	\$1.62	\$2.16	\$0.54	\$0.81	\$1.62	\$2.43	\$3.24	\$0.81

# Wekiva Parkway (SR 429) Toll Rates (07/2023)



Sources:  
HERE 2025,  
Florida's Turnpike  
Enterprise, 2025



**LEGEND**  

SunPass® Toll Rate  
 TOLL-BY-PLATE® Toll Rate  
 Toll Plaza (All-Electronic)  
 Interchange With Toll Collection  
 Interchange With No Toll Collection  
 Wekiva Parkway (FDOT Section)  
 Turnpike Facility  
 Interstate Highway  
 CFX Facility  
 Principal Arterial  
 Minor Arterial  
 Other Route  
 County Boundary

