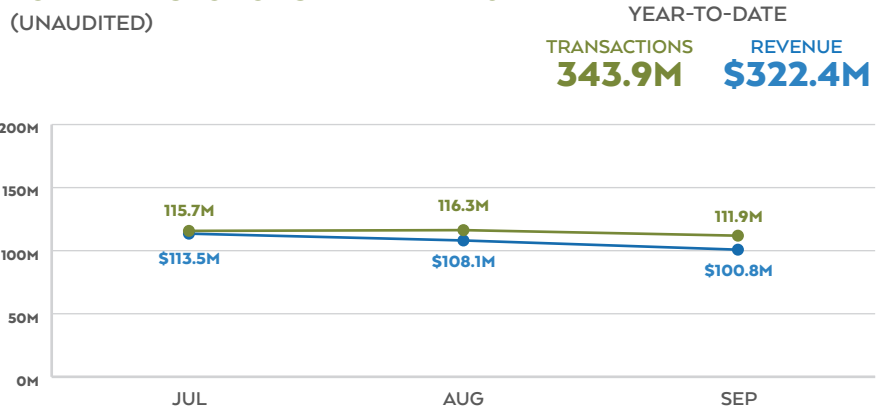
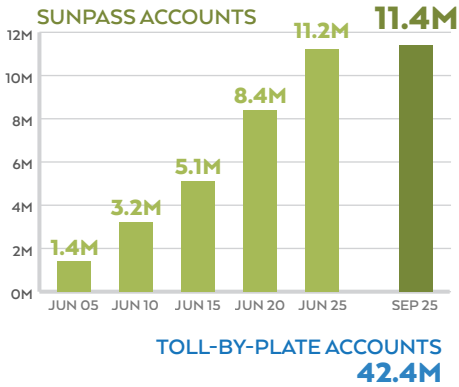


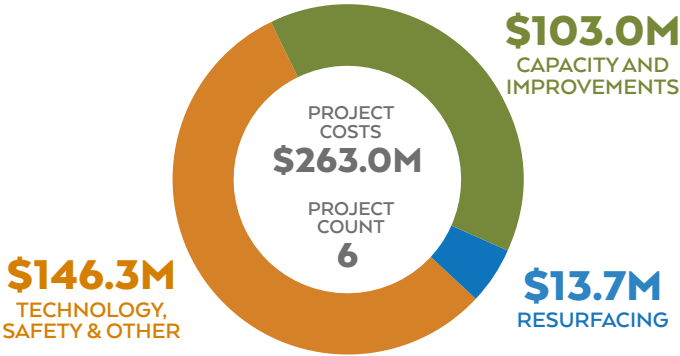
TOLL TRANSACTIONS AND REVENUE  
(UNAUDITED)



CUSTOMER ACCOUNTS



COMPLETED CONSTRUCTION PROJECTS  
YEAR-TO-DATE



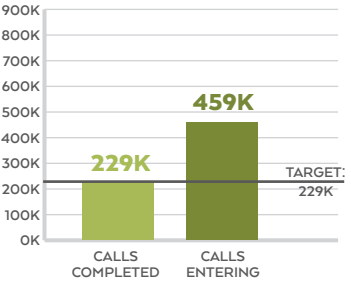
MAJOR CONSTRUCTION PROJECTS

PROJECT DESCRIPTION	COUNTY	CONTRACTED COST
Sawgrass Expy. Widening (Commerical Blvd. to Atlantic Blvd.) and Atlantic Blvd. Interchange Improvement	BROWARD	\$72.5M
Mainline-SR 91 auxiliary lanes addition (SR 821 to Griffin Road)	BROWARD	\$230.0M
Sawgrass Expy. Widening (Atlantic Blvd. to Sample Rd.)	BROWARD	\$110.0M
Suncoast Pkwy. Extension (CR 486 to CR 495)	CITRUS	\$195.0M
Mainline-SR 91 Widening (Minneola to O'Brien Rd.)	LAKE	\$233.0M
Mainline -SR 821 Widening (NW 106th St. to I-75)	MIAMI-DADE	\$370.0M
Mainline -SR 821 Widening (Campbell Dr. to Tallahassee Rd.)	MIAMI-DADE	\$99.0M
Mainline-SR 91 Interchange at Sand Lake Rd.	ORANGE	\$114.6M
Mainline-SR 91 Widening (SR 50 to Minneola/Hancock Rd.)	ORANGE	\$162.3M
Mainline-SR 91 Widening (Clay Whaley Rd. to US 192) and Nolte Rd. Interchange	OSCEOLA	\$193.0M
Mainline-SR 91 Widening (Partin Settlement Rd. to Osceola Pkwy.)	OSCEOLA	\$345.0M
Mainline-SR 91 Widening (Boynton Beach to Lake Worth Rd.)	PALM BEACH	\$170.0M
Mainline-SR 91 Widening (West Palm Beach Service Plaza to Southern Blvd.)	PALM BEACH	\$258.0M
Mainline-SR 91 Widening (Southern Blvd. to Okeechobee Blvd.)	PALM BEACH	\$236.0M
Suncoast Parkway Resurfacing (SR 54 to SR 52)	PASCO	\$23.0M
Central Polk Pkwy. (US 17/SR 35 to SR 60)	POLK	\$134.0M
Seminole Expy. Widening (Aloma Ave. to SR 434)	SEMINOLE	\$300.0M
Mainline-SR 91 Resurfacing/Safety Improvements (Ft. Pierce to Ft. Drum Service Plaza)	ST. LUCIE	\$25.0M

INTERACTIVE VOICE RESPONSE (IVR) <sup>(a)</sup>

ACTUAL % COMPLETED **50%**

INDUSTRY AVERAGE % COMPLETED **> 50%**



<sup>(a)</sup> The call center transitioned to a new vendor in August 2025.

CALL CENTER <sup>(a)</sup>

CALL ACTIVITY

ACTUAL CALLS **162,892**

YEAR-TO-DATE **507,877**

AVERAGE SPEED OF ANSWER (MIN:SEC)

ACTUAL **11:01**

TARGET **< 01:00**

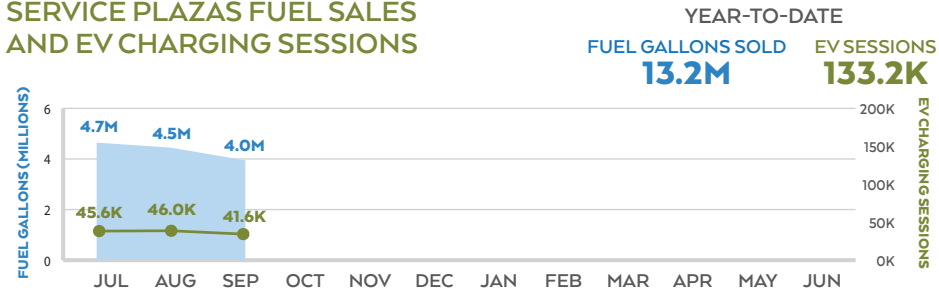
CUSTOMER SATISFACTION <sup>(b)</sup>

ACTUAL **4.4**

TARGET **> 4.0**

<sup>(a)</sup> The call center transitioned to a new vendor in August 2025.  
<sup>(b)</sup> Customer Satisfaction (CSAT) is an average monthly score based on customer satisfaction surveys submitted by callers each month.

SERVICE PLAZAS FUEL SALES  
AND EV CHARGING SESSIONS

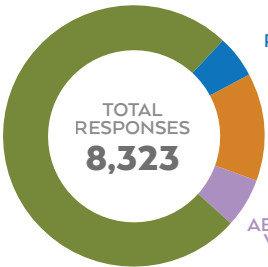


SAFETY MEASURES

	Q1	Q2	Q3	Q4	YEAR-TO DATE
Cable Barrier	34				<b>34</b>
Guardrail	261				<b>261</b>
Wrong Way Driving Detection	101				<b>101</b>
Total	396				<b>396</b>

ROAD RANGER RESPONSES

**6,268**  
MOTORIST  
ASSISTS  
**75%**



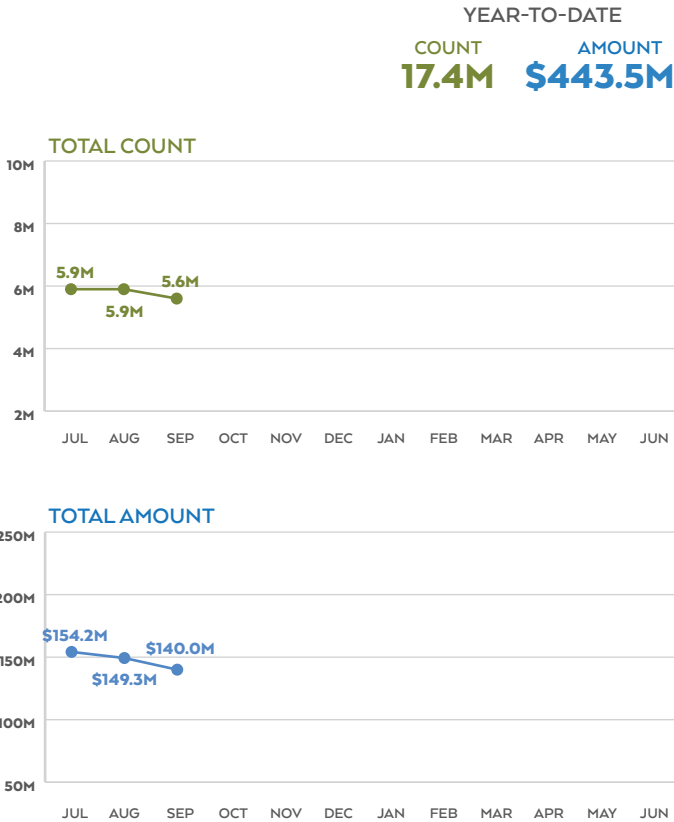
YEAR-TO-DATE **25,927**

**454** DEBRIS REMOVAL  
**6%**

**1,100** CRASHES  
**13%**

**501** ABANDONED VEHICLES  
**6%**

SUNPASS REPLENISHMENTS



ACTIVE CONSTRUCTION PROJECTS

**\$3.9B**  
PROJECT COSTS

**45**  
PROJECT COUNT