

# **Toll Rates for Florida's Turnpike System and Florida Department of Transportation (FDOT) Toll Facilities**

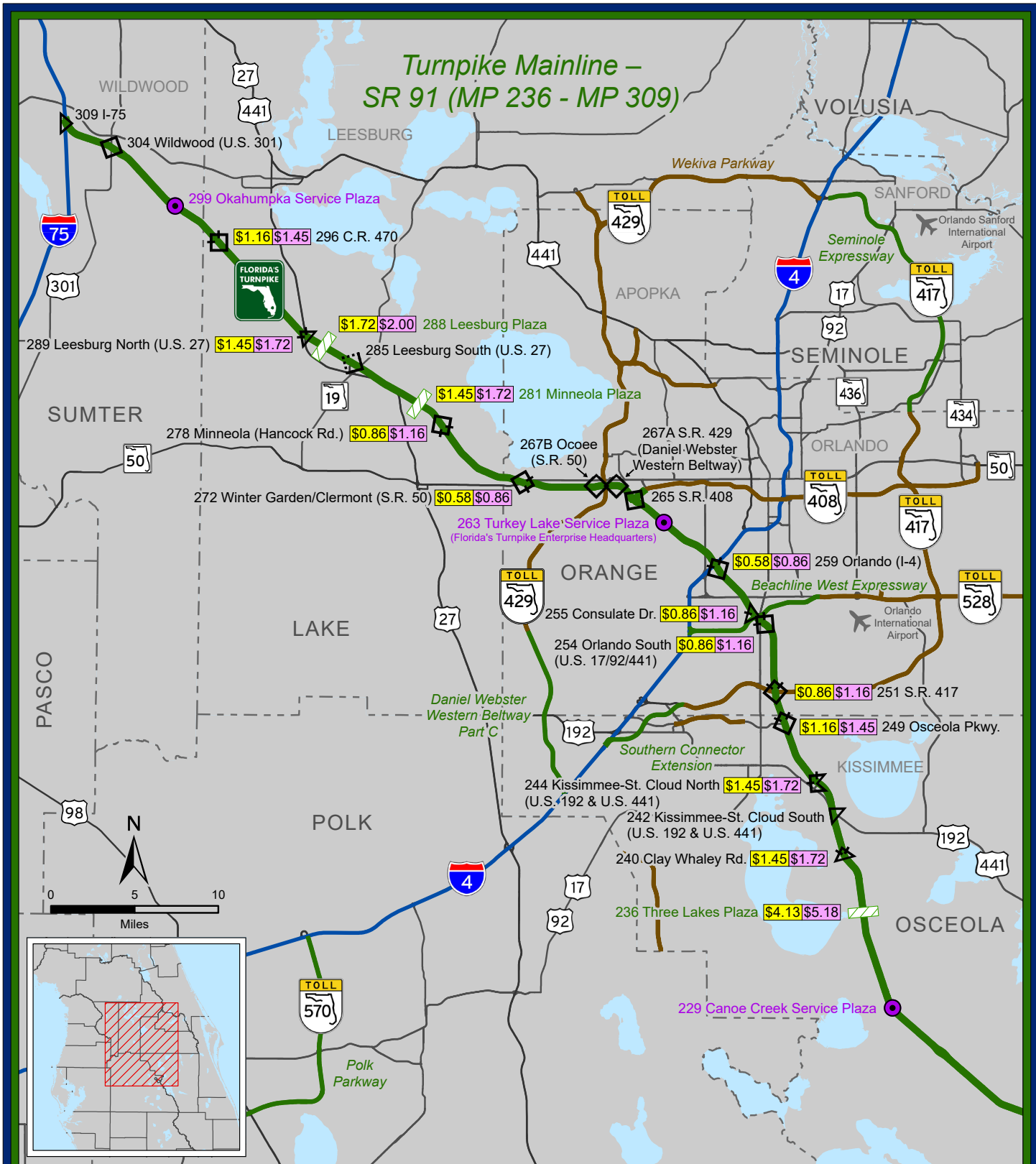
## **Central Florida**



# Turnpike Mainline - SR 91 (MP 236 - MP 309)

Osceola, Orange, Lake, and Sumter Counties

TURNPIKE MAINLINE - SR 91 (MP 236 - MP 309)										
Mile Post - Description	SunPass Rate					TOLL-BY-PLATE Rate				
	2 Axle	3 Axle	4 Axle	5 Axle	Add'l Axles	2 Axle	3 Axle	4 Axle	5 Axle	Add'l Axles
296 - CR 470	\$1.16	\$2.32	\$3.48	\$4.64	\$1.16	\$1.45	\$2.90	\$4.35	\$5.80	\$1.45
289 - US 27 / Leesburg North	\$1.45	\$2.90	\$4.35	\$5.80	\$1.45	\$1.72	\$3.44	\$5.16	\$6.88	\$1.72
288 - LEESBURG PLAZA	\$1.72	\$3.44	\$5.16	\$6.88	\$1.72	\$2.00	\$4.00	\$6.00	\$8.00	\$2.00
281 - MINNEOLA PLAZA	\$1.45	\$2.90	\$4.35	\$5.80	\$1.45	\$1.72	\$3.44	\$5.16	\$6.88	\$1.72
278 - Minneola (Hancock Rd.)	\$0.86	\$1.72	\$2.58	\$3.44	\$0.86	\$1.16	\$2.32	\$3.48	\$4.64	\$1.16
272 - Winter Garden/Clermont (SR 50)	\$0.58	\$1.16	\$1.74	\$2.32	\$0.58	\$0.86	\$1.72	\$2.58	\$3.44	\$0.86
259 - Orlando (I-4)	\$0.58	\$1.16	\$1.74	\$2.32	\$0.58	\$0.86	\$1.72	\$2.58	\$3.44	\$0.86
255 - Consulate Drive	\$0.86	\$1.72	\$2.58	\$3.44	\$0.86	\$1.16	\$2.32	\$3.48	\$4.64	\$1.16
254 - Orlando South (US 17/92/441)	\$0.86	\$1.72	\$2.58	\$3.44	\$0.86	\$1.16	\$2.32	\$3.48	\$4.64	\$1.16
251 - SR 417	\$0.86	\$1.72	\$2.58	\$3.44	\$0.86	\$1.16	\$2.32	\$3.48	\$4.64	\$1.16
249 - Osceola Parkway (Dart Blvd.)	\$1.16	\$2.32	\$3.48	\$4.64	\$1.16	\$1.45	\$2.90	\$4.35	\$5.80	\$1.45
244 - Kissimmee-St. Cloud North	\$1.45	\$2.90	\$4.35	\$5.80	\$1.45	\$1.72	\$3.44	\$5.16	\$6.88	\$1.72
240 - Clay Whaley Road	\$1.45	\$2.90	\$4.35	\$5.80	\$1.45	\$1.72	\$3.44	\$5.16	\$6.88	\$1.72
236 - THREE LAKES PLAZA	\$4.13	\$6.21	\$8.28	\$10.35	\$2.07	\$5.18	\$7.77	\$10.36	\$12.95	\$2.59



### Turnpike Mainline – SR 91 (MP 236 - MP 309) – Toll Rates (03/2026)



Sources: HERE 2025, Florida's Turnpike Enterprise, 2026

- SunPass® Toll Rate
- TOLL-BY-PLATE® Toll Rate
- Toll Plaza (All-Electronic)
- Service Plaza
- Interchange With Toll Collection
- Interchange With No Toll Collection
- Future Interchange With No Toll Collection
- Existing Turnpike System Facility – Turnpike Mainline (SR 91)
- Existing Turnpike System Facility
- Interstate Highway
- Other Toll Road
- Arterial
- Other Road
- County Boundary



# Beachline West Expressway (SR 528)

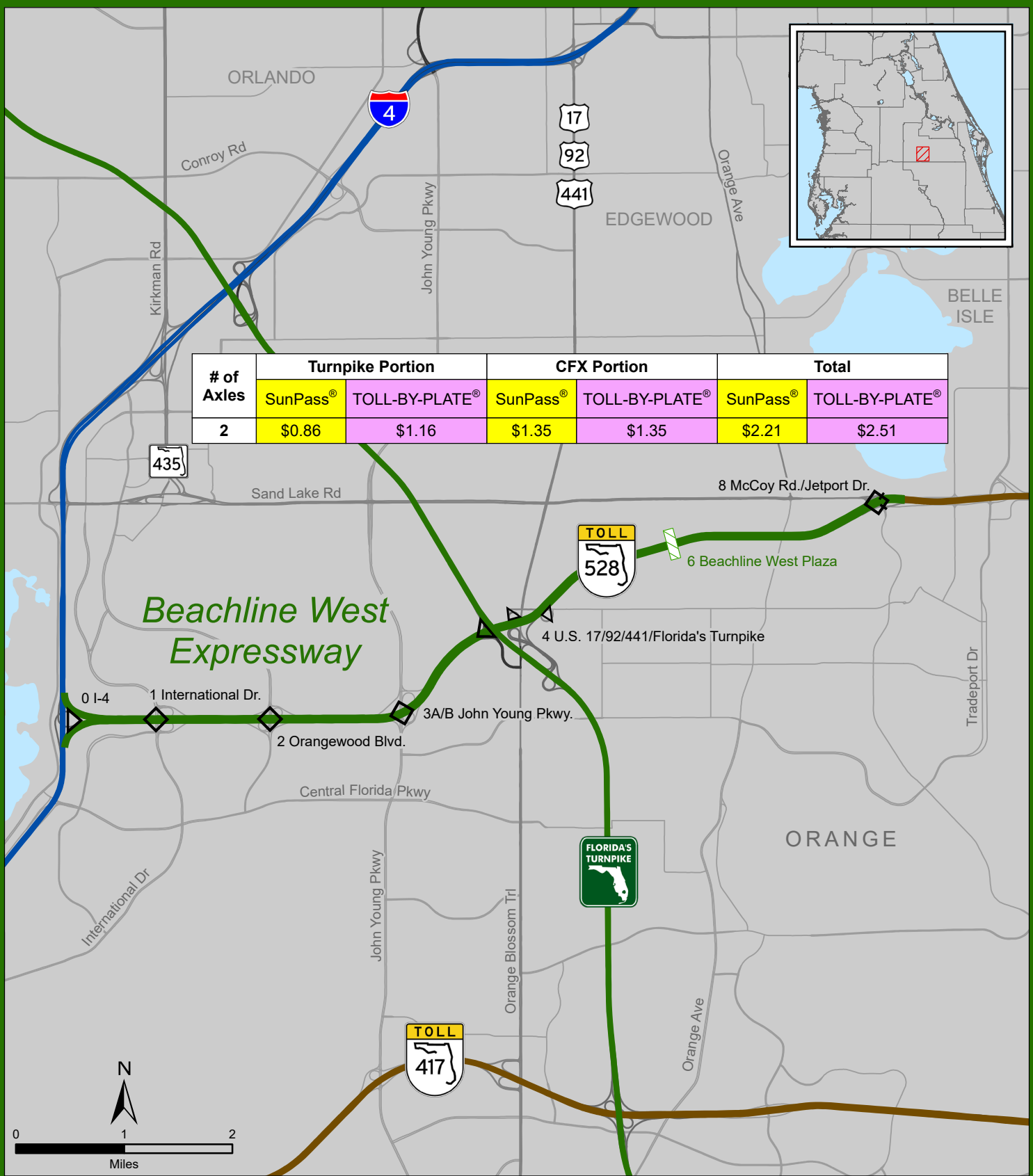
Orange County

TURNPIKE MAINLINE: BEACHLINE WEST EXPRESSWAY (SR 528)										
Mile Post - Description	SunPass Rate					TOLL-BY-PLATE Rate				
	2 Axle	3 Axle	4 Axle	5 Axle	Add'l Axles <sup>1</sup>	2 Axle	3 Axle	4 Axle	5 Axle	Add'l Axles <sup>1</sup>
Turnpike portion	\$0.86	\$1.72	\$2.58	\$3.44	\$0.86	\$1.16	\$2.32	\$3.48	\$4.64	\$1.16
Central Florida Expressway portion <sup>1</sup>	\$1.35	\$2.03	\$2.35	\$3.04	\$0.00	\$1.35	\$2.03	\$2.35	\$3.04	\$0.00
6 - MAINLINE PLAZA TOTAL	\$2.21	\$3.75	\$4.93	\$6.48	\$0.86	\$2.51	\$4.35	\$5.83	\$7.68	\$1.16

<sup>1</sup> The CFX portion of the toll rate for five-axle vehicles also applies to vehicles having six or more axles.



# of Axles	Turnpike Portion		CFX Portion		Total	
	SunPass®	TOLL-BY-PLATE®	SunPass®	TOLL-BY-PLATE®	SunPass®	TOLL-BY-PLATE®
2	\$0.86	\$1.16	\$1.35	\$1.35	\$2.21	\$2.51





## Beachline West Expressway (SR 528) – Toll Rates (12/2025)




 SunPass® Toll Rate


 TOLL-BY-PLATE® Toll Rate

 Toll Plaza (All-Electronic)


 Interchange With Toll Collection

 Interchange With No Toll Collection


 Beachline West Expressway

 Existing Turnpike System Facility

 Interstate Highway

 Other Toll Road

 Arterial

 Other Road

 County Boundary



Sources: HERE 2025, Florida's Turnpike Enterprise, 2025

# Beachline East Expressway (SR 528)

Brevard County

BEACHLINE EAST EXPRESSWAY (SR 528)										
Mile Post - Description	SunPass Rate					TOLL-BY-PLATE Rate				
	2 Axle	3 Axle	4 Axle	5 Axle	Add'l Axles	2 Axle	3 Axle	4 Axle	5 Axle	Add'l Axles
26 - DALLAS PLAZA (FDOT Portion)	\$0.28	\$0.28	\$0.28	\$0.28	--	\$0.56	\$0.56	\$0.56	\$0.56	--

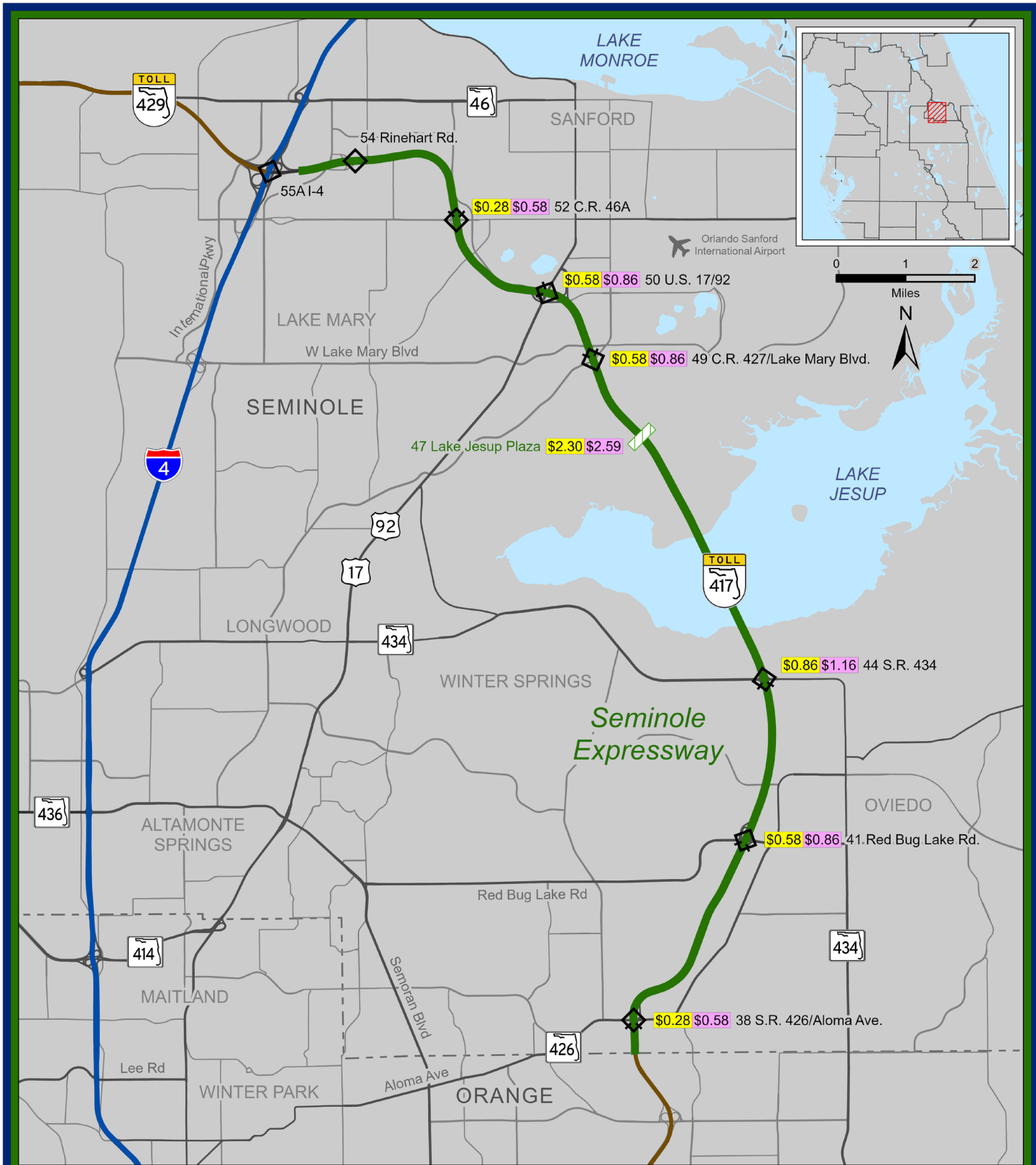
BEACHLINE EAST EXPRESSWAY (SR 520 RAMPS)										
Mile Post - Description	SunPass Rate					TOLL-BY-PLATE Rate				
	2 Axle	3 Axle	4 Axle	5 Axle	Add'l Axles	2 Axle	3 Axle	4 Axle	5 Axle	Add'l Axles
31 - SR 520	\$0.28	\$0.28	\$0.28	\$0.28	--	\$0.56	\$0.56	\$0.56	\$0.56	--



# Seminole Expressway (SR 417)

Seminole County

SEMINOLE EXPRESSWAY (SR 417)										
Mile Post - Description	SunPass Rate					TOLL-BY-PLATE Rate				
	2 Axle	3 Axle	4 Axle	5 Axle	Add'l Axles	2 Axle	3 Axle	4 Axle	5 Axle	Add'l Axles
52 - CR 46A / Sanford	\$0.28	\$0.56	\$0.84	\$1.12	\$0.28	\$0.58	\$1.16	\$1.74	\$2.32	\$0.58
50 - US 17 / 92	\$0.58	\$1.16	\$1.74	\$2.32	\$0.58	\$0.86	\$1.72	\$2.58	\$3.44	\$0.86
49 - CR 427 / Lake Mary Boulevard	\$0.58	\$1.16	\$1.74	\$2.32	\$0.58	\$0.86	\$1.72	\$2.58	\$3.44	\$0.86
47 - LAKE JESUP PLAZA	\$2.30	\$4.60	\$6.90	\$9.20	\$2.30	\$2.59	\$5.18	\$7.77	\$10.36	\$2.59
44 - SR 434	\$0.86	\$1.72	\$2.58	\$3.44	\$0.86	\$1.16	\$2.32	\$3.48	\$4.64	\$1.16
41 - Red Bug Lake Road	\$0.58	\$1.16	\$1.74	\$2.32	\$0.58	\$0.86	\$1.72	\$2.58	\$3.44	\$0.86
38 - SR 426 / Aloma Avenue	\$0.28	\$0.56	\$0.84	\$1.12	\$0.28	\$0.58	\$1.16	\$1.74	\$2.32	\$0.58



## Seminole Expressway (SR 417) – Toll Rates (06/2024)



- SunPass® Toll Rate
- TOLL-BY-PLATE® Toll Rate
- Toll Plaza (All-Electronic)

- Interchange With Toll Collection
- Interchange With No Toll Collection
- Existing Turnpike System Facility – Seminole Expressway
- Interstate Highway

- Other Toll Road
- Arterial
- Other Road
- County Boundary

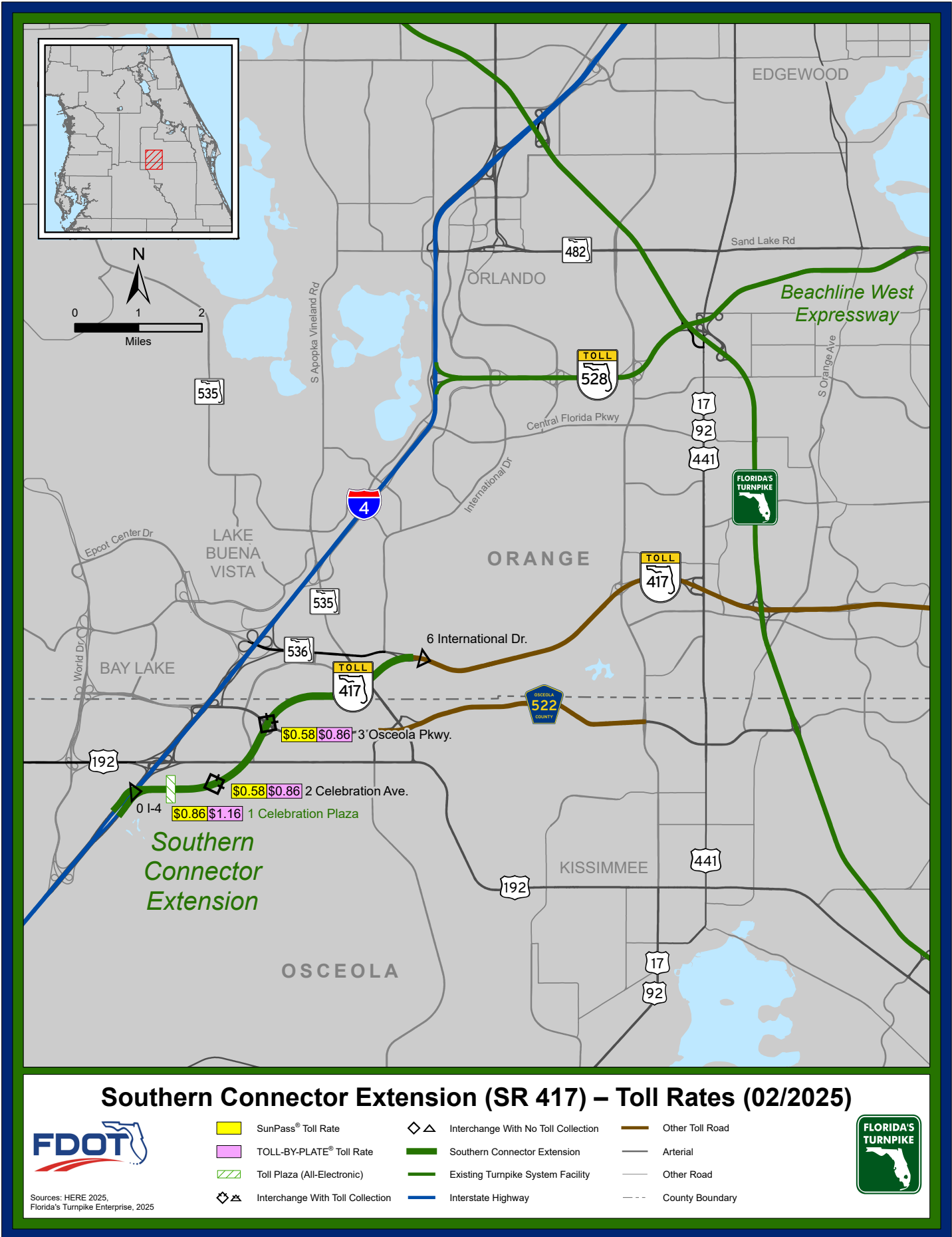


Sources: HERE 2025.  
Florida's Turnpike Enterprise, 2025

# Southern Connector Extension (SR 417)

Orange and Osceola Counties

SOUTHERN CONNECTOR (SR 417)										
Mile Post - Description	SunPass Rate					TOLL-BY-PLATE Rate				
	2 Axle	3 Axle	4 Axle	5 Axle	Add'l Axles	2 Axle	3 Axle	4 Axle	5 Axle	Add'l Axles
3 - Osceola Parkway	\$0.58	\$1.16	\$1.74	\$2.32	\$0.58	\$0.86	\$1.72	\$2.58	\$3.44	\$0.86
2 - Celebration Avenue / US 192	\$0.58	\$1.16	\$1.74	\$2.32	\$0.58	\$0.86	\$1.72	\$2.58	\$3.44	\$0.86
1 - CELEBRATION PLAZA	\$0.86	\$1.72	\$2.58	\$3.44	\$0.86	\$1.16	\$2.32	\$3.48	\$4.64	\$1.16



### Southern Connector Extension (SR 417) – Toll Rates (02/2025)



Sources: HERE 2025, Florida's Turnpike Enterprise, 2025

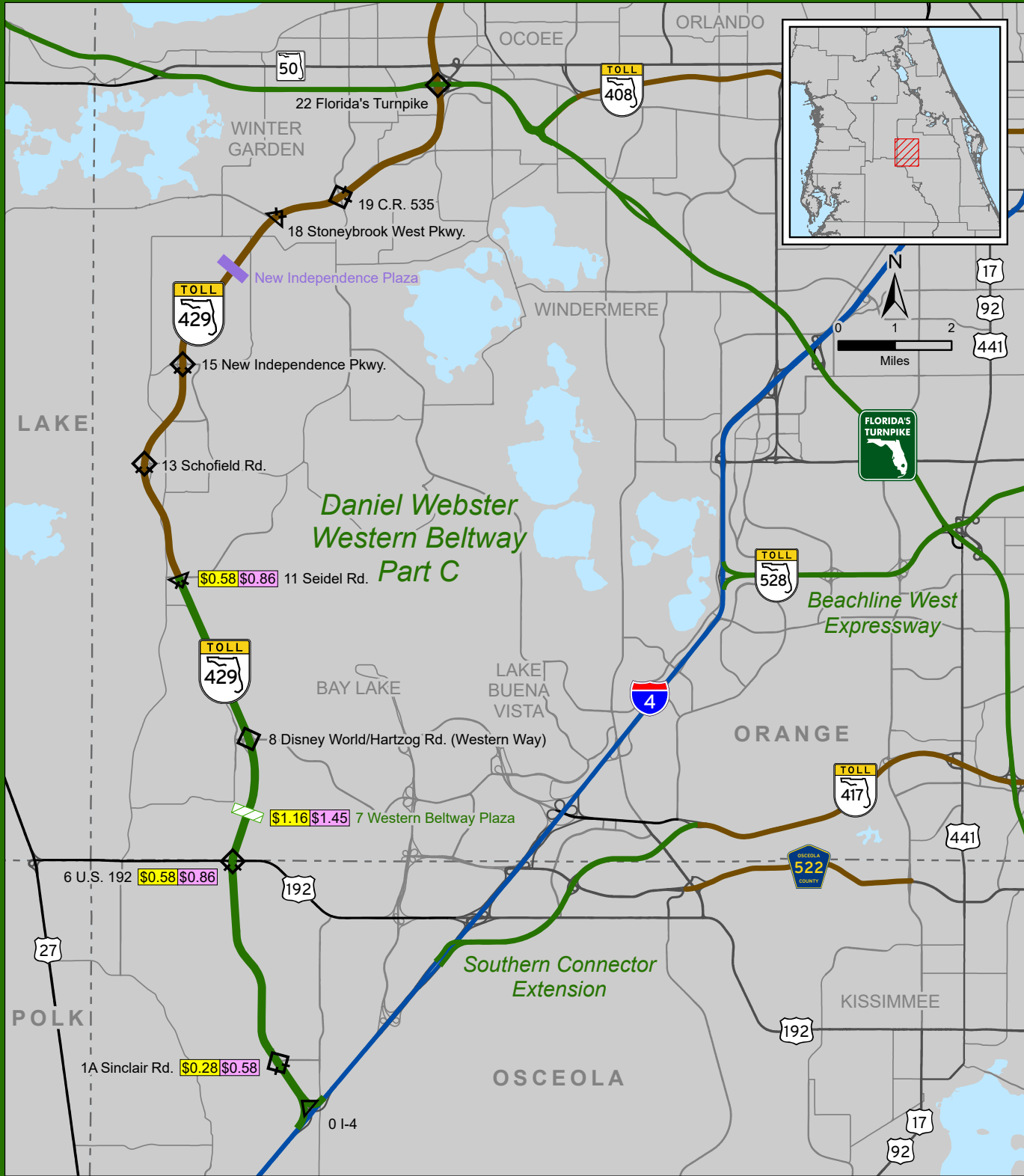
- SunPass® Toll Rate
- TOLL-BY-PLATE® Toll Rate
- Toll Plaza (All-Electronic)
- Interchange With Toll Collection
- Interchange With No Toll Collection
- Southern Connector Extension
- Existing Turnpike System Facility
- Interstate Highway
- Other Toll Road
- Arterial
- Other Road
- County Boundary



# Daniel Webster Western Beltway, Part C (SR 429)

Orange and Osceola Counties

DANIEL WEBSTER WESTERN BELTWAY, PART C (SR 429)										
Mile Post - Description	SunPass Rate					TOLL-BY-PLATE Rate				
	2 Axle	3 Axle	4 Axle	5 Axle	Add'l Axles	2 Axle	3 Axle	4 Axle	5 Axle	Add'l Axles
11 - Seidel Road	\$0.58	\$1.16	\$1.74	\$2.32	\$0.58	\$0.86	\$1.72	\$2.58	\$3.44	\$0.86
7 - WESTERN BELTWAY PLAZA	\$1.16	\$2.32	\$3.48	\$4.64	\$1.16	\$1.45	\$2.90	\$4.35	\$5.80	\$1.45
6 - US 192	\$0.58	\$1.16	\$1.74	\$2.32	\$0.58	\$0.86	\$1.72	\$2.58	\$3.44	\$0.86
1A - Sinclair Road	\$0.28	\$0.56	\$0.84	\$1.12	\$0.28	\$0.58	\$1.16	\$1.74	\$2.32	\$0.58



### Daniel Webster Western Beltway, Part C (SR 429) – Toll Rates (02/2025)



Sources: HERE 2025, Florida's Turnpike Enterprise, 2025

- |                             |                                     |                    |
|-----------------------------|-------------------------------------|--------------------|
| SunPass® Toll Rate          | Interchange With Toll Collection    | Interstate Highway |
| TOLL-BY-PLATE® Toll Rate    | Interchange With No Toll Collection | Other Toll Road    |
| Toll Plaza (All-Electronic) | Western Beltway, Part C             | Arterial           |
| Toll Plaza – CFX            | Existing Turnpike System Facility   | Other Road         |
|                             |                                     | County Boundary    |



# Wekiva Parkway (SR 429)

Orange, Lake, and Seminole Counties

WEKIVA PARKWAY (SR 429)										
Mile Post - Description	SunPass Rate					TOLL-BY-PLATE Rate				
	2 Axle	3 Axle	4 Axle	5 Axle	Add'l Axles	2 Axle	3 Axle	4 Axle	5 Axle	Add'l Axles
43 - MOUNT PLYMOUTH PLAZA	\$0.82	\$1.64	\$2.46	\$3.28	\$0.82	\$1.09	\$2.18	\$3.27	\$4.36	\$1.09
46 - WEKIVA RIVER PLAZA	\$1.08	\$2.16	\$3.24	\$4.32	\$1.08	\$1.35	\$2.70	\$4.05	\$5.40	\$1.35
52 - SR 46	\$0.27	\$0.54	\$0.81	\$1.08	\$0.27	\$0.54	\$1.08	\$1.62	\$2.16	\$0.54
53 - ORANGE PLAZA	\$0.54	\$1.08	\$1.62	\$2.16	\$0.54	\$0.81	\$1.62	\$2.43	\$3.24	\$0.81

