

Toll Rates for Florida's Turnpike System and Florida Department of Transportation (FDOT) Toll Facilities

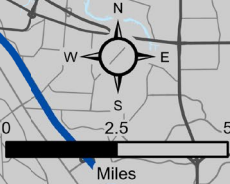
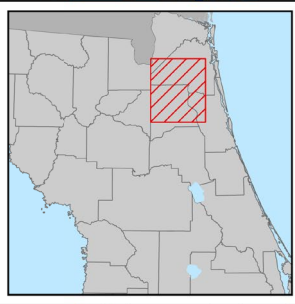
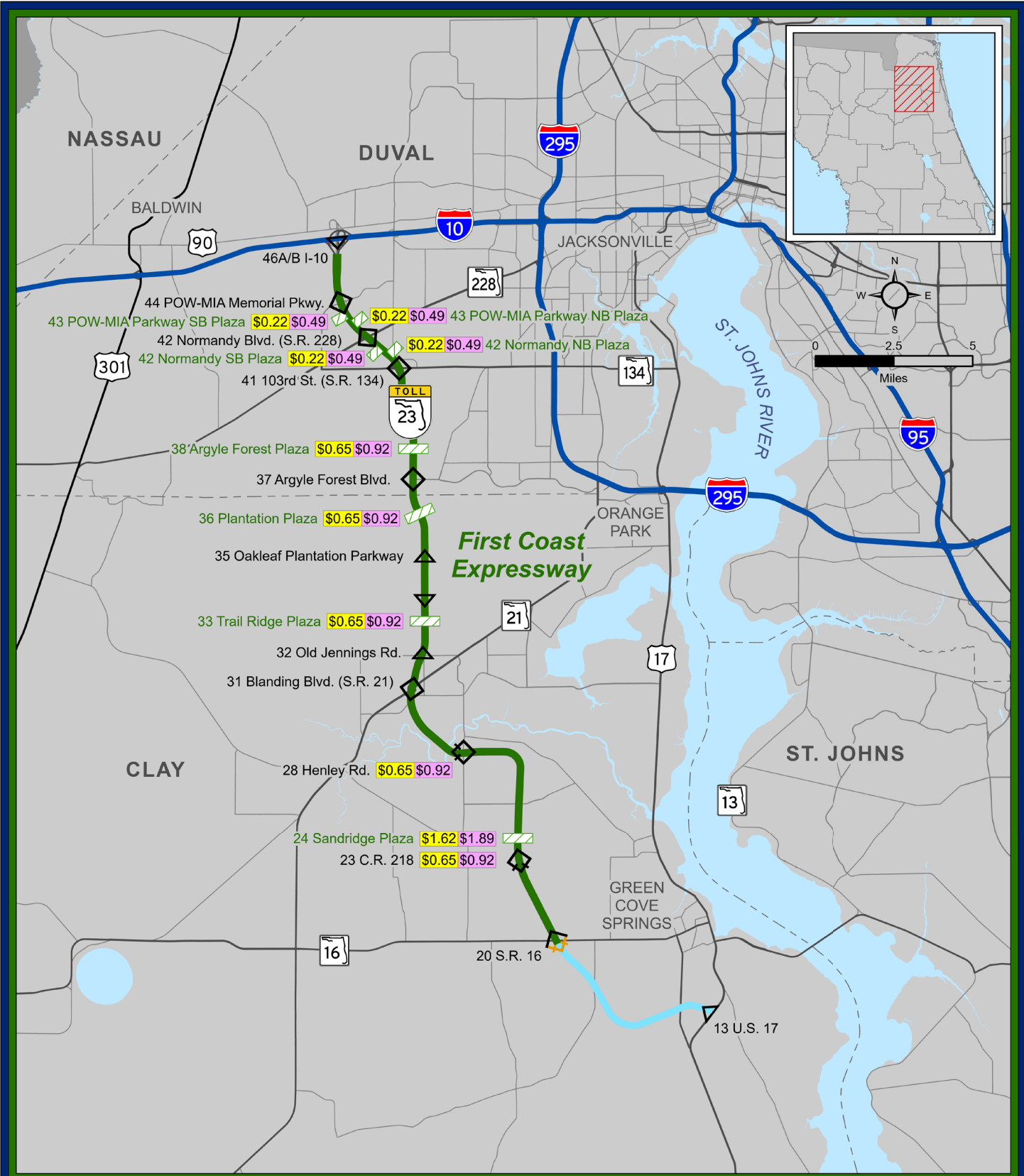
Northeast Florida



First Coast Expressway (SR 23)

Duval and Clay Counties

FIRST COAST EXPRESSWAY										
Mile Post - Description	SunPass Rate					TOLL-BY-PLATE Rate				
	2 Axle	3 Axle	4 Axle	5 Axle	Add'l Axles	2 Axle	3 Axle	4 Axle	5 Axle	Add'l Axles
43 - POW-MIAPARKWAY PLAZA	\$0.22	\$0.44	\$0.66	\$0.88	\$0.22	\$0.49	\$0.98	\$1.47	\$1.96	\$0.49
42 - NORMANDY PLAZA	\$0.22	\$0.44	\$0.66	\$0.88	\$0.22	\$0.49	\$0.98	\$1.47	\$1.96	\$0.49
38 - ARGYLE FOREST PLAZA	\$0.65	\$1.30	\$1.95	\$2.60	\$0.65	\$0.92	\$1.84	\$2.76	\$3.68	\$0.92
36 - PLANTATION PLAZA	\$0.65	\$1.30	\$1.95	\$2.60	\$0.65	\$0.92	\$1.84	\$2.76	\$3.68	\$0.92
33 - TRAIL RIDGE PLAZA	\$0.65	\$1.30	\$1.95	\$2.60	\$0.65	\$0.92	\$1.84	\$2.76	\$3.68	\$0.92
28 - Henley Road	\$0.65	\$1.30	\$1.95	\$2.60	\$0.65	\$0.92	\$1.84	\$2.76	\$3.68	\$0.92
24 - SANDRIDGE PLAZA	\$1.62	\$3.24	\$4.86	\$6.48	\$1.62	\$1.89	\$3.78	\$5.67	\$7.56	\$1.89
23 - CR 218	\$0.65	\$1.30	\$1.95	\$2.60	\$0.65	\$0.92	\$1.84	\$2.76	\$3.68	\$0.92



First Coast Expressway (SR 23) – Toll Rates (04/2026)



Sources: HERE 2025, Florida's Turnpike Enterprise, 2026

- SunPass® Toll Rate
- TOLL-BY-PLATE® Toll Rate
- Toll Plaza (All-Electronic)
- Interchange With Toll Collection
- Interchange With Future Toll Collection
- Existing Turnpike System Facility – First Coast Expressway
- First Coast Expressway (FDOT Section)
- Interstate Highway
- Arterial
- Other Road
- County Boundary

