

Toll Rates for Florida's Turnpike System and Florida Department of Transportation (FDOT) Toll Facilities

South Florida



TURNPIKE MAINLINE (SR 821)

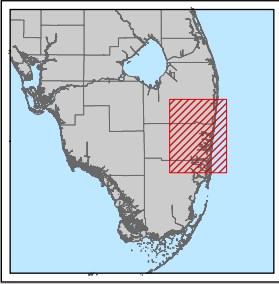
Miami-Dade and Broward Counties

TURNPIKE MAINLINE (SR 821)										
Mile Post - Description	SunPass Rate					TOLL-BY-PLATE Rate				
	2 Axle	3 Axle	4 Axle	5 Axle	Add'l Axles	2 Axle	3 Axle	4 Axle	5 Axle	Add'l Axles
47 - NW 27th Avenue	\$0.86	\$1.72	\$2.58	\$3.44	\$0.86	\$1.16	\$2.32	\$3.48	\$4.64	\$1.16
43 - NW 57th Avenue	\$0.58	\$1.16	\$1.74	\$2.32	\$0.58	\$0.86	\$1.72	\$2.58	\$3.44	\$0.86
37 - NW 170th Street	\$0.58	\$1.16	\$1.74	\$2.32	\$0.58	\$0.86	\$1.72	\$2.58	\$3.44	\$0.86
35 - Okeechobee Road	\$0.58	\$1.16	\$1.74	\$2.32	\$0.58	\$0.86	\$1.72	\$2.58	\$3.44	\$0.86
34 - NW 106th Street	\$0.58	\$1.16	\$1.74	\$2.32	\$0.58	\$0.86	\$1.72	\$2.58	\$3.44	\$0.86
32 - OKEECHOBEE PLAZA	\$1.16	\$2.32	\$3.48	\$4.64	\$1.16	\$1.45	\$2.90	\$4.35	\$5.80	\$1.45
31 - NW 74th Street	\$0.86	\$1.72	\$2.58	\$3.44	\$0.86	\$1.16	\$2.32	\$3.48	\$4.64	\$1.16
29 - NW 41st Street	\$0.58	\$1.16	\$1.74	\$2.32	\$0.58	\$0.86	\$1.72	\$2.58	\$3.44	\$0.86
27 - NW 12th St (Beacon Tradeport)	\$0.58	\$1.16	\$1.74	\$2.32	\$0.58	\$0.86	\$1.72	\$2.58	\$3.44	\$0.86
25 - US 41 (SW 8th Street)	\$0.58	\$1.16	\$1.74	\$2.32	\$0.58	\$0.86	\$1.72	\$2.58	\$3.44	\$0.86
23 - SW 40th Street (Bird Road)	\$0.58	\$1.16	\$1.74	\$2.32	\$0.58	\$0.86	\$1.72	\$2.58	\$3.44	\$0.86
22 - BIRD ROAD PLAZA	\$1.16	\$2.32	\$3.48	\$4.64	\$1.16	\$1.45	\$2.90	\$4.35	\$5.80	\$1.45
20 - Kendall Drive	\$0.58	\$1.16	\$1.74	\$2.32	\$0.58	\$0.86	\$1.72	\$2.58	\$3.44	\$0.86
19 - SW 120th Street	\$0.58	\$1.16	\$1.74	\$2.32	\$0.58	\$0.86	\$1.72	\$2.58	\$3.44	\$0.86
16 - Coral Reef Drive	\$0.58	\$1.16	\$1.74	\$2.32	\$0.58	\$0.86	\$1.72	\$2.58	\$3.44	\$0.86
10 - HOMESTEAD PLAZA	\$1.16	\$2.32	\$3.48	\$4.64	\$1.16	\$1.45	\$2.90	\$4.35	\$5.80	\$1.45
9 - Allapattah Road	\$0.86	\$1.72	\$2.58	\$3.44	\$0.86	\$1.16	\$2.32	\$3.48	\$4.64	\$1.16
5 - Biscayne Drive (SW 288th St)	\$0.58	\$1.16	\$1.74	\$2.32	\$0.58	\$0.86	\$1.72	\$2.58	\$3.44	\$0.86
2 - Campbell Drive (SW 312th St)	\$0.58	\$1.16	\$1.74	\$2.32	\$0.58	\$0.86	\$1.72	\$2.58	\$3.44	\$0.86

Turnpike Mainline - SR 91 (MP 0X - MP 88)

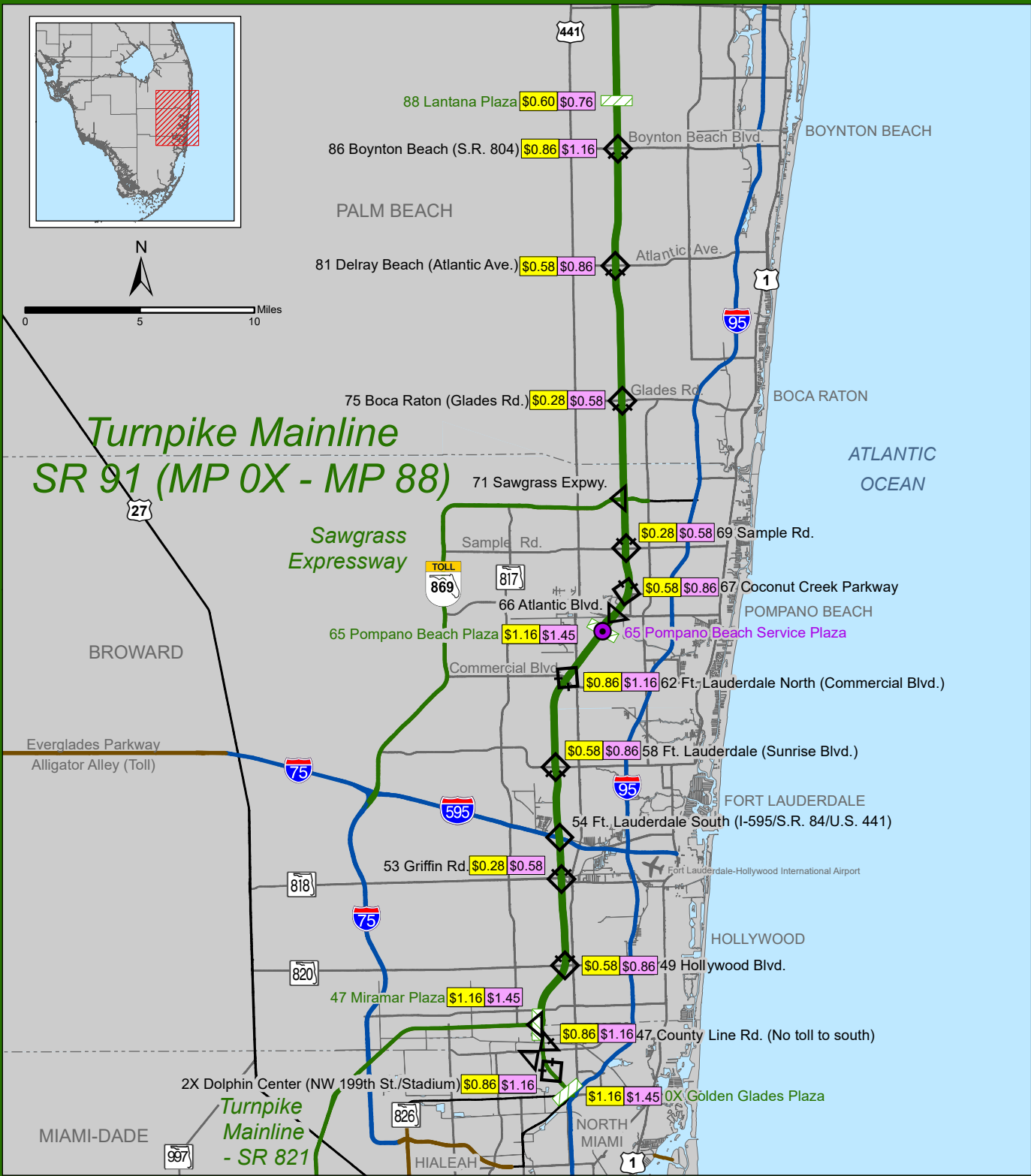
Miami-Dade, Broward, and Palm Beach Counties

TURNPIKE MAINLINE - SR 91 (MP 0X - MP 88)										
Mile Post - Description	SunPass Rate					TOLL-BY-PLATE Rate				
	2 Axle	3 Axle	4 Axle	5 Axle	Add'l Axles	2 Axle	3 Axle	4 Axle	5 Axle	Add'l Axles
88 - LANTANA PLAZA	\$0.60	\$0.90	\$1.20	\$1.50	\$0.30	\$0.76	\$1.14	\$1.52	\$1.90	\$0.38
86 - Boynton Beach	\$0.86	\$1.72	\$2.58	\$3.44	\$0.86	\$1.16	\$2.32	\$3.48	\$4.64	\$1.16
81 - Delray Beach	\$0.58	\$1.16	\$1.74	\$2.32	\$0.58	\$0.86	\$1.72	\$2.58	\$3.44	\$0.86
75 - Boca Raton	\$0.28	\$0.56	\$0.84	\$1.12	\$0.28	\$0.58	\$1.16	\$1.74	\$2.32	\$0.58
69 - Sample Road	\$0.28	\$0.56	\$0.84	\$1.12	\$0.28	\$0.58	\$1.16	\$1.74	\$2.32	\$0.58
67 - Coconut Creek Pkwy.	\$0.58	\$1.16	\$1.74	\$2.32	\$0.58	\$0.86	\$1.72	\$2.58	\$3.44	\$0.86
65 - POMPANO BEACH PLAZA	\$1.16	\$2.32	\$3.48	\$4.64	\$1.16	\$1.45	\$2.90	\$4.35	\$5.80	\$1.45
62 - Commercial Boulevard	\$0.86	\$1.72	\$2.58	\$3.44	\$0.86	\$1.16	\$2.32	\$3.48	\$4.64	\$1.16
58 - Sunrise Boulevard	\$0.58	\$1.16	\$1.74	\$2.32	\$0.58	\$0.86	\$1.72	\$2.58	\$3.44	\$0.86
53 - Griffin Road	\$0.28	\$0.56	\$0.84	\$1.12	\$0.28	\$0.58	\$1.16	\$1.74	\$2.32	\$0.58
49 - Hollywood Boulevard	\$0.58	\$1.16	\$1.74	\$2.32	\$0.58	\$0.86	\$1.72	\$2.58	\$3.44	\$0.86
47 - County Line Road	\$0.86	\$1.72	\$2.58	\$3.44	\$0.86	\$1.16	\$2.32	\$3.48	\$4.64	\$1.16
47 - NW 27th Ave from TPK North	\$0.86	\$1.72	\$2.58	\$3.44	\$0.86	\$1.16	\$2.32	\$3.48	\$4.64	\$1.16
47 - MIRAMAR PLAZA	\$1.16	\$2.32	\$3.48	\$4.64	\$1.16	\$1.45	\$2.90	\$4.35	\$5.80	\$1.45
2X - Dolphin Center	\$0.86	\$1.72	\$2.58	\$3.44	\$0.86	\$1.16	\$2.32	\$3.48	\$4.64	\$1.16
0X - GOLDEN GLADES PLAZA	\$1.16	\$2.32	\$3.48	\$4.64	\$1.16	\$1.45	\$2.90	\$4.35	\$5.80	\$1.45



0 5 10 Miles

Turnpike Mainline SR 91 (MP 0X - MP 88)



Turnpike Mainline - SR 91 (MP 0X - MP 88) - Toll Rates (07/2023)



- SunPass® Toll Rate
- TOLL-BY-PLATE® Toll Rate
- Toll Plaza (All-Electronic)
- Service Plaza

- ◆▲ Interchange With Toll Collection
- ◇△ Interchange With No Toll Collection
- Turnpike Mainline - SR 91 (MP 0X - MP 88)
- Existing Turnpike System Facility

- Interstate Highway
- Other Toll Road
- Arterial
- Other Road
- County Boundary

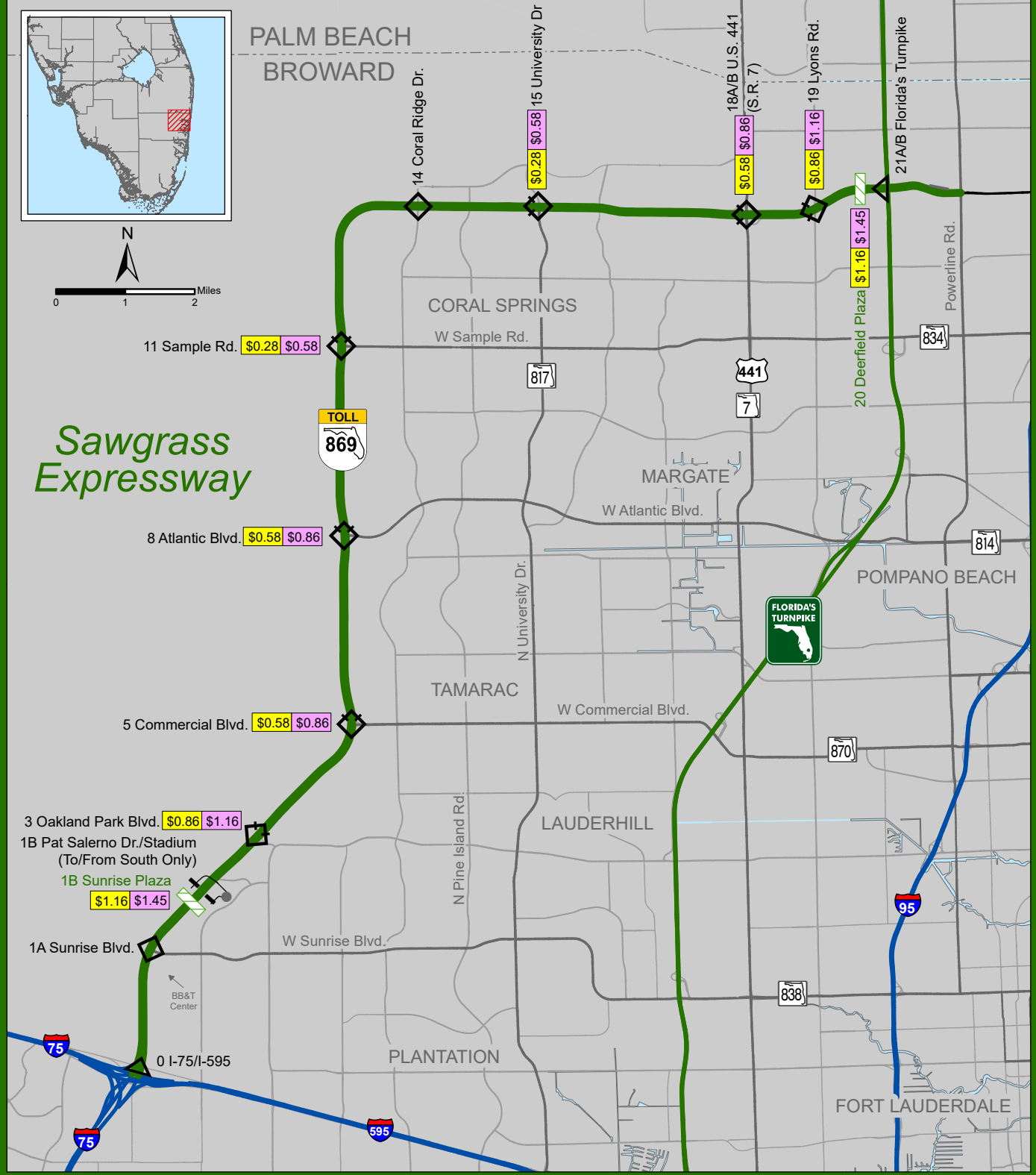
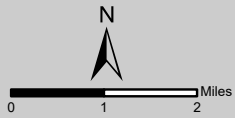
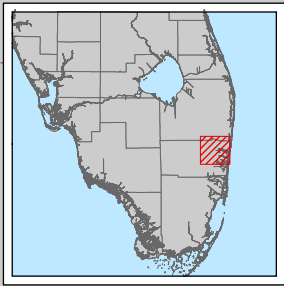


Sources: HERE 2023
Florida's Turnpike Enterprise, 2023

Sawgrass Expressway (SR 869)

Broward County

SAWGRASS EXPRESSWAY (SR 869)										
Mile Post - Description	SunPass Rate					TOLL-BY-PLATE Rate				
	2 Axle	3 Axle	4 Axle	5 Axle	Add'l Axles	2 Axle	3 Axle	4 Axle	5 Axle	Add'l Axles
20 - DEERFIELD PLAZA	\$1.16	\$2.32	\$3.48	\$4.64	\$1.16	\$1.45	\$2.90	\$4.35	\$5.80	\$1.45
19 - Lyons Road	\$0.86	\$0.86	\$0.86	\$0.86	-	\$1.16	\$1.16	\$1.16	\$1.16	-
18 - A/B - US 441 (SR 7)	\$0.58	\$0.58	\$0.58	\$0.58	-	\$0.86	\$0.86	\$0.86	\$0.86	-
15 - University Drive	\$0.28	\$0.28	\$0.28	\$0.28	-	\$0.58	\$0.58	\$0.58	\$0.58	-
11 - Sample Road	\$0.28	\$0.28	\$0.28	\$0.28	-	\$0.58	\$0.58	\$0.58	\$0.58	-
8 - Atlantic Boulevard	\$0.58	\$0.58	\$0.58	\$0.58	-	\$0.86	\$0.86	\$0.86	\$0.86	-
5 - Commercial Boulevard	\$0.58	\$0.58	\$0.58	\$0.58	-	\$0.86	\$0.86	\$0.86	\$0.86	-
3 - Oakland Park Boulevard	\$0.86	\$0.86	\$0.86	\$0.86	-	\$1.16	\$1.16	\$1.16	\$1.16	-
1B - Pat Salerno Drive	\$1.16	\$2.32	\$3.48	\$4.64	\$1.16	\$1.45	\$2.90	\$4.35	\$5.80	\$1.45
1B - SUNRISE PLAZA	\$1.16	\$2.32	\$3.48	\$4.64	\$1.16	\$1.45	\$2.90	\$4.35	\$5.80	\$1.45



Sawgrass Expressway

Sawgrass Expressway (SR 869) - Toll Rates (07/2023)



- SunPass® Toll Rate
- TOLL-BY-PLATE® Toll Rate
- Toll Plaza (All-Electronic)

- Interchange With Toll Collection
- Interchange With No Toll Collection
- Sawgrass Expressway
- Existing Turnpike System Facility

- Interstate Highway
- Arterial
- Other Road
- County Boundary



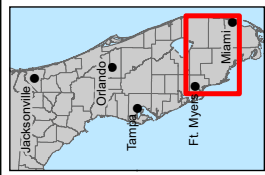
Sources: HERE 2023
Florida's Turnpike Enterprise, 2023

Alligator Alley (I-75)

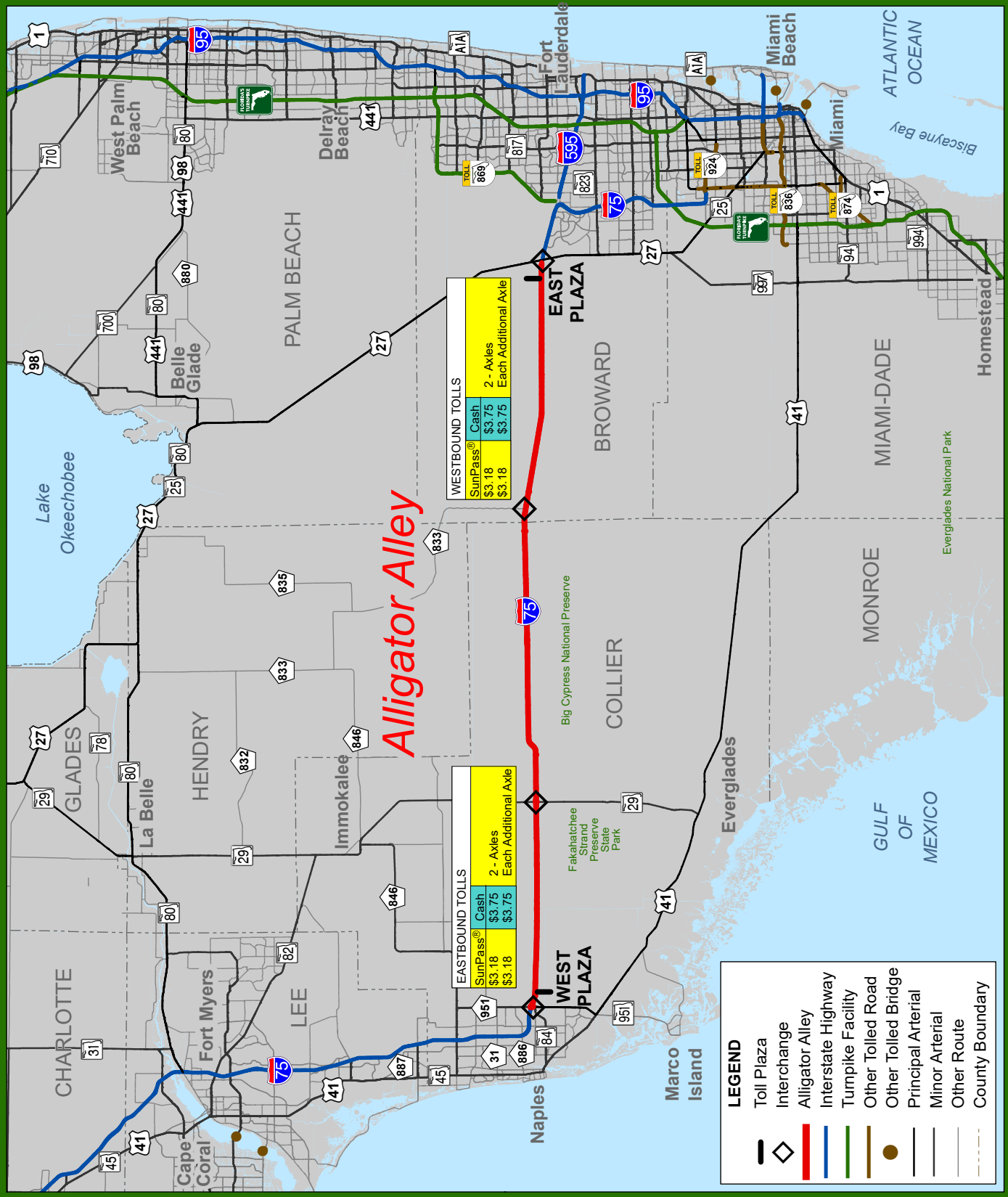
Broward and Collier Counties

ALLIGATOR ALLEY (EVERGLADES PARKWAY)										
Mile Post - Description	SunPass Rate					Cash Rate				
	2 Axle	3 Axle	4 Axle	5 Axle	Add'l Axles	2 Axle	3 Axle	4 Axle	5 Axle	Add'l Axles
25 - EAST TOLL PLAZA	\$3.18	\$6.36	\$9.54	\$12.72	\$3.18	\$3.75	\$7.50	\$11.25	\$15.00	\$3.75
100 - WEST TOLL PLAZA	\$3.18	\$6.36	\$9.54	\$12.72	\$3.18	\$3.75	\$7.50	\$11.25	\$15.00	\$3.75

Alligator Alley (I-75) Toll Rates (07/2023)



SOURCE:
Florida Department
of Transportation 2023;
HERE 2023



LEGEND

- Toll Plaza
- Interchange
- Alligator Alley
- Interstate Highway
- Turnpike Facility
- Other Tolloed Road
- Other Tolloed Bridge
- Principal Arterial
- Minor Arterial
- Other Route
- County Boundary

FDOT Toll Rates - Effective July 1, 2023