

Toll Rates for Florida's Turnpike System and Florida Department of Transportation (FDOT) Toll Facilities

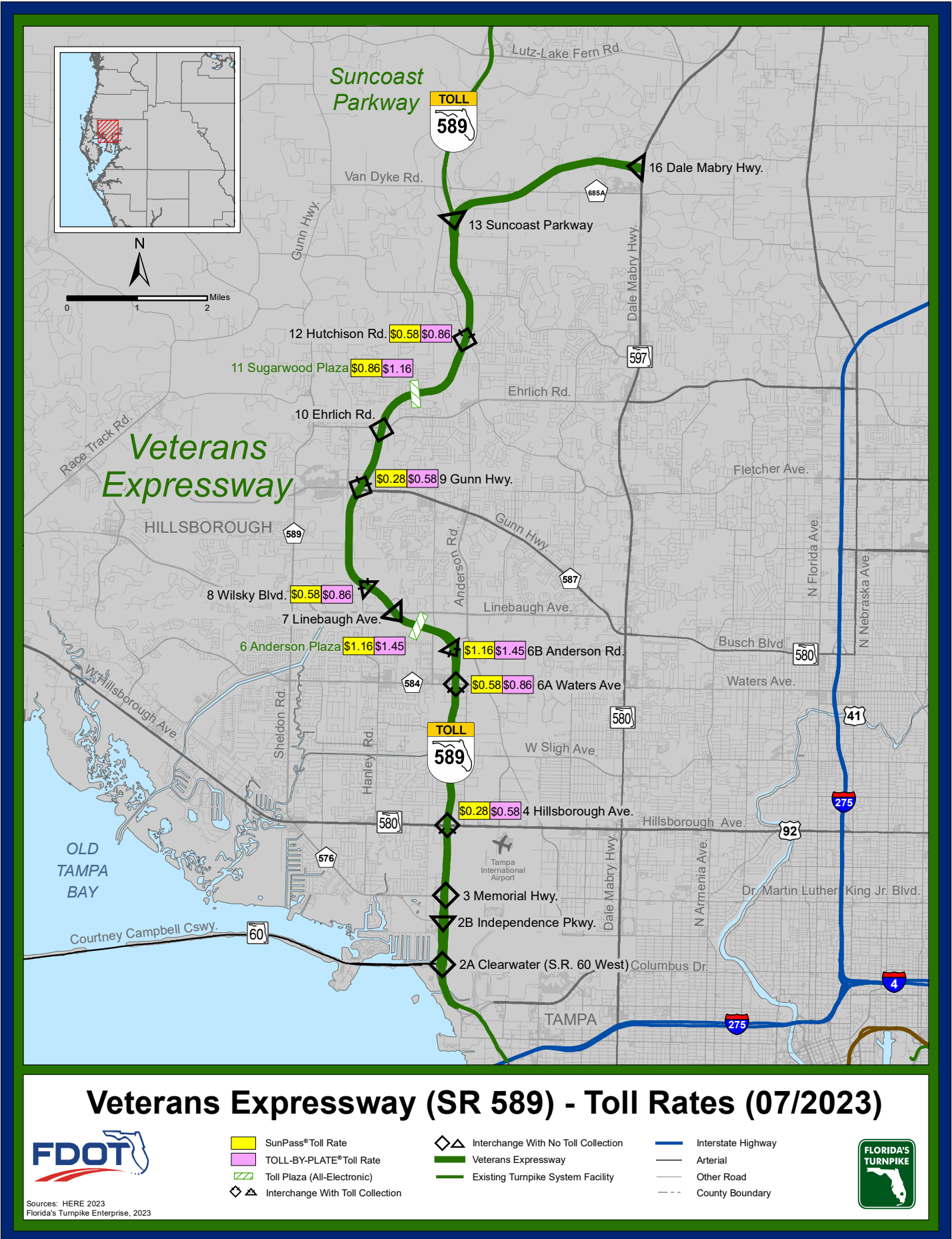
West Central Florida



Veterans Expressway (SR 589)

Hillsborough County

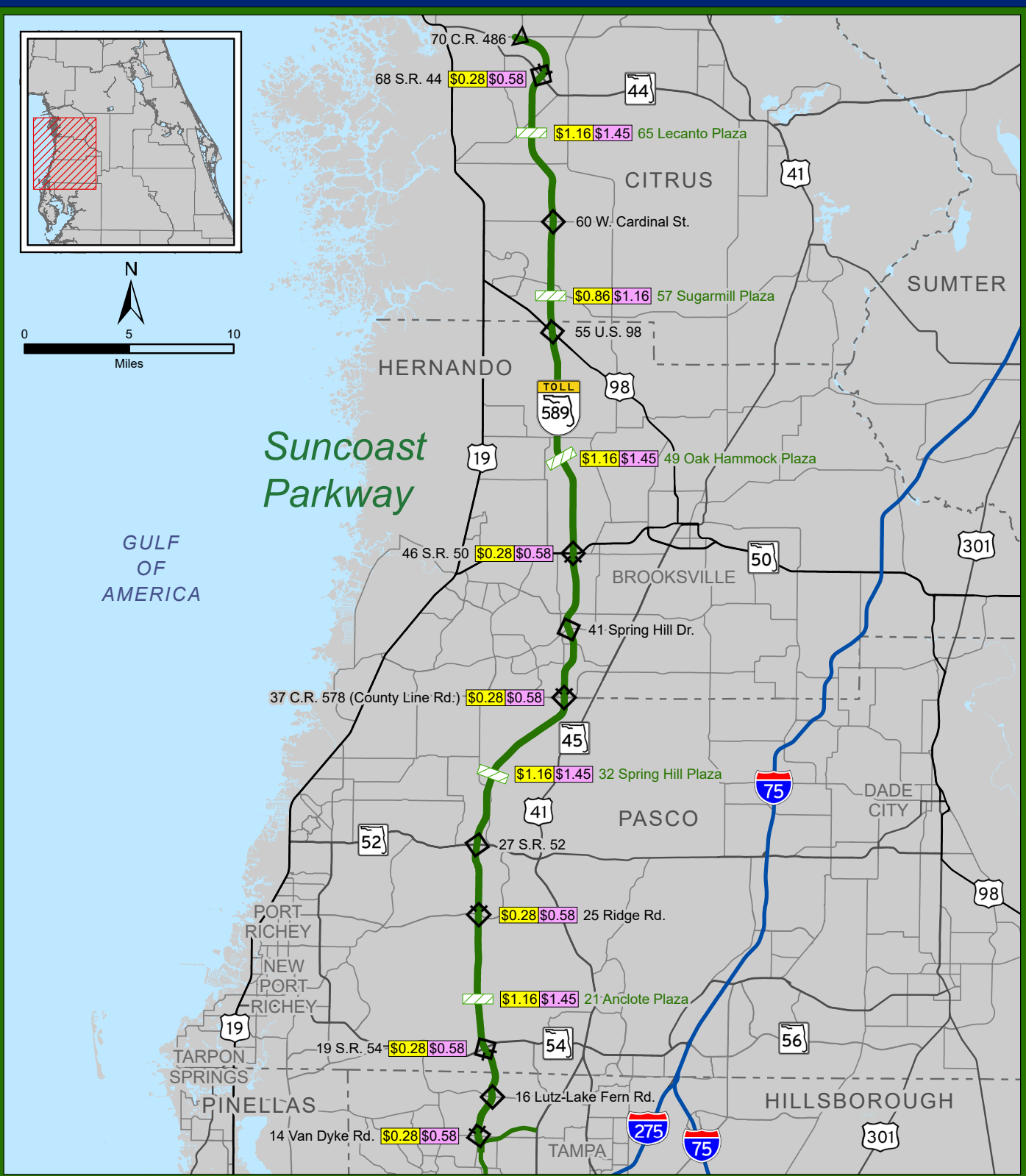
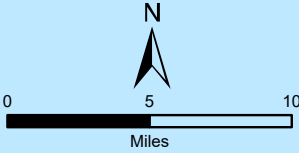
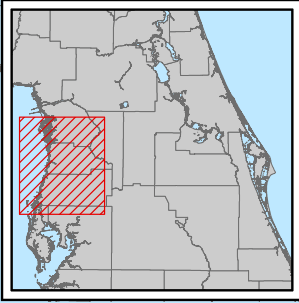
VETERANS EXPRESSWAY (SR 589)										
Mile Post - Description	SunPass Rate					TOLL-BY-PLATE Rate				
	2 Axle	3 Axle	4 Axle	5 Axle	Add'l Axles	2 Axle	3 Axle	4 Axle	5 Axle	Add'l Axles
12 - Hutchison Road	\$0.58	\$1.16	\$1.74	\$2.32	\$0.58	\$0.86	\$1.72	\$2.58	\$3.44	\$0.86
11 - SUGARWOOD PLAZA	\$0.86	\$1.72	\$2.58	\$3.44	\$0.86	\$1.16	\$2.32	\$3.48	\$4.64	\$1.16
9 - Gunn Highway	\$0.28	\$0.56	\$0.84	\$1.12	\$0.28	\$0.58	\$1.16	\$1.74	\$2.32	\$0.58
8 - Wilsky Boulevard	\$0.58	\$1.16	\$1.74	\$2.32	\$0.58	\$0.86	\$1.72	\$2.58	\$3.44	\$0.86
6 - ANDERSON PLAZA	\$1.16	\$2.32	\$3.48	\$4.64	\$1.16	\$1.45	\$2.90	\$4.35	\$5.80	\$1.45
6B - Anderson Road	\$1.16	\$2.32	\$3.48	\$4.64	\$1.16	\$1.45	\$2.90	\$4.35	\$5.80	\$1.45
6A - Waters Avenue	\$0.58	\$1.16	\$1.74	\$2.32	\$0.58	\$0.86	\$1.72	\$2.58	\$3.44	\$0.86
4 - Hillsborough Avenue	\$0.28	\$0.56	\$0.84	\$1.12	\$0.28	\$0.58	\$1.16	\$1.74	\$2.32	\$0.58



Suncoast Parkway (SR 589)

Hillsborough, Pasco, Hernando, and Citrus Counties

SUNCOAST PARKWAY (SR 589)										
Mile Post - Description	SunPass Rate					TOLL-BY-PLATE Rate				
	2 Axle	3 Axle	4 Axle	5 Axle	Add'l Axles	2 Axle	3 Axle	4 Axle	5 Axle	Add'l Axles
68 - SR 44	\$0.28	\$0.56	\$0.84	\$1.12	\$0.28	\$0.58	\$1.16	\$1.74	\$2.32	\$0.58
65 - LECANTO PLAZA	\$1.16	\$2.32	\$3.48	\$4.64	\$1.16	\$1.45	\$2.90	\$4.35	\$5.80	\$1.45
57 - SUGARMILL PLAZA	\$0.86	\$1.72	\$2.58	\$3.44	\$0.86	\$1.16	\$2.32	\$3.48	\$4.64	\$1.16
49 - OAK HAMMOCK PLAZA	\$1.16	\$2.32	\$3.48	\$4.64	\$1.16	\$1.45	\$2.90	\$4.35	\$5.80	\$1.45
46 - SR 50	\$0.28	\$0.56	\$0.84	\$1.12	\$0.28	\$0.58	\$1.16	\$1.74	\$2.32	\$0.58
37 - CR 578 (County Line Rd.)	\$0.28	\$0.56	\$0.84	\$1.12	\$0.28	\$0.58	\$1.16	\$1.74	\$2.32	\$0.58
32 - SPRING HILL PLAZA	\$1.16	\$2.32	\$3.48	\$4.64	\$1.16	\$1.45	\$2.90	\$4.35	\$5.80	\$1.45
25 - Ridge Road	\$0.28	\$0.56	\$0.84	\$1.12	\$0.28	\$0.58	\$1.16	\$1.74	\$2.32	\$0.58
21 - ANCLOTE PLAZA	\$1.16	\$2.32	\$3.48	\$4.64	\$1.16	\$1.45	\$2.90	\$4.35	\$5.80	\$1.45
19 - SR 54	\$0.28	\$0.56	\$0.84	\$1.12	\$0.28	\$0.58	\$1.16	\$1.74	\$2.32	\$0.58
14 - Van Dyke Road	\$0.28	\$0.56	\$0.84	\$1.12	\$0.28	\$0.58	\$1.16	\$1.74	\$2.32	\$0.58



Suncoast Parkway (SR 589) – Toll Rates (08/2025)



- SunPass® Toll Rate
- TOLL-BY-PLATE® Toll Rate
- Toll Plaza (All-Electronic)
- Interchange With Toll Collection
- Interchange With No Toll Collection
- Suncoast Parkway
- Existing Turnpike System Facility
- Interstate Highway
- Arterial
- Other Road
- County Boundary

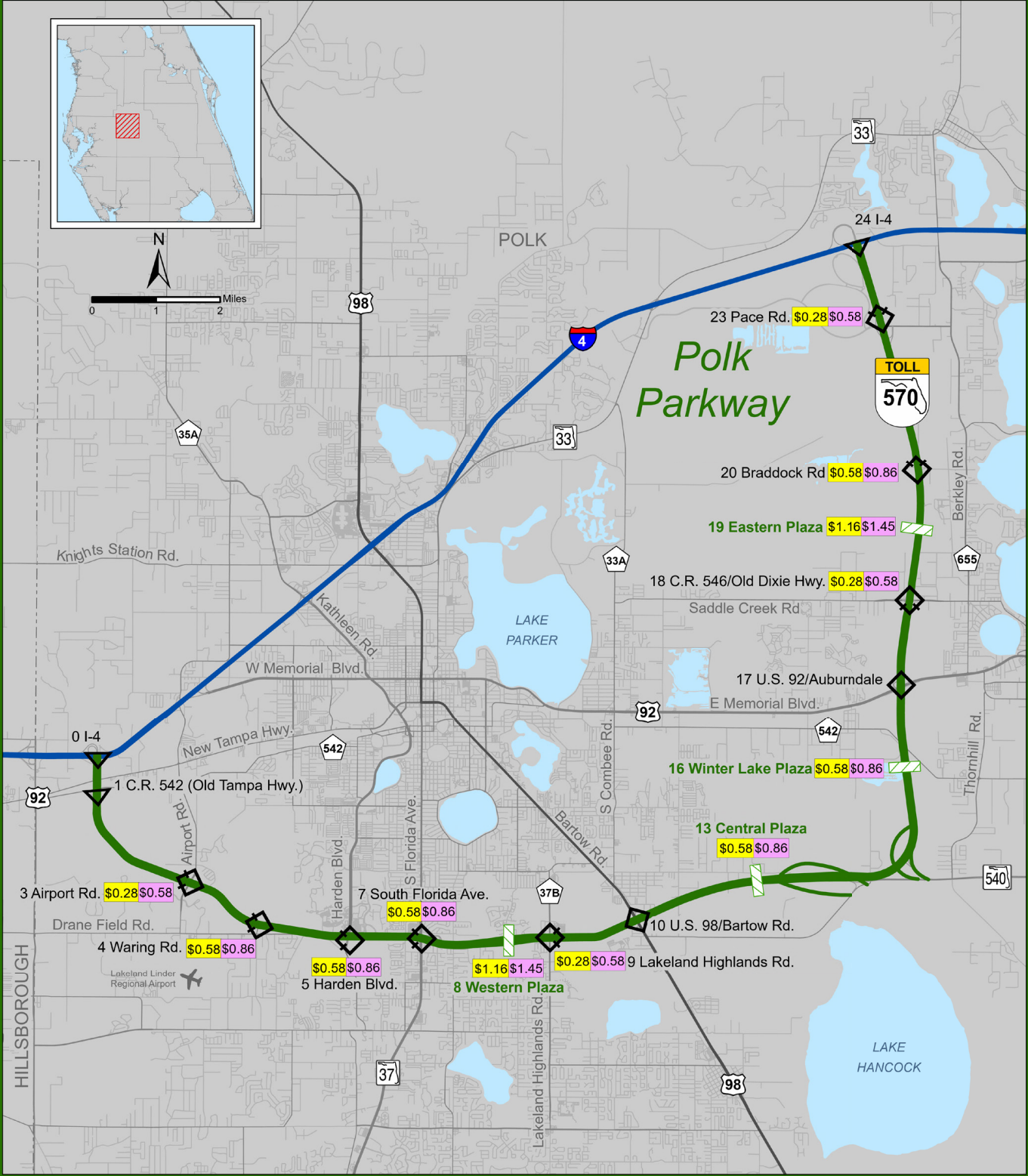


Sources: HERE 2025, Florida's Turnpike Enterprise, 2025

Polk Parkway (SR 570)

Polk County

POLK PARKWAY (SR 570)										
Mile Post - Description	SunPass Rate					TOLL-BY-PLATE Rate				
	2 Axle	3 Axle	4 Axle	5 Axle	Add'l Axles	2 Axle	3 Axle	4 Axle	5 Axle	Add'l Axles
23 - Pace Road	\$0.28	\$0.56	\$0.84	\$1.12	\$0.28	\$0.58	\$1.16	\$1.74	\$2.32	\$0.58
20 - Braddock Road	\$0.58	\$1.16	\$1.74	\$2.32	\$0.58	\$0.86	\$1.72	\$2.58	\$3.44	\$0.86
19 - EASTERN PLAZA	\$1.16	\$2.32	\$3.48	\$4.64	\$1.16	\$1.45	\$2.90	\$4.35	\$5.80	\$1.45
18 - CR 546 (Old Dixie Hwy)	\$0.28	\$0.56	\$0.84	\$1.12	\$0.28	\$0.58	\$1.16	\$1.74	\$2.32	\$0.58
16 - WINTER LAKE PLAZA	\$0.58	\$1.16	\$1.74	\$2.32	\$0.58	\$0.86	\$1.72	\$2.58	\$3.44	\$0.86
13 - CENTRAL PLAZA	\$0.58	\$1.16	\$1.74	\$2.32	\$0.58	\$0.86	\$1.72	\$2.58	\$3.44	\$0.86
9 - Lakeland Highlands Rd.	\$0.28	\$0.56	\$0.84	\$1.12	\$0.28	\$0.58	\$1.16	\$1.74	\$2.32	\$0.58
8 - WESTERN PLAZA	\$1.16	\$2.32	\$3.48	\$4.64	\$1.16	\$1.45	\$2.90	\$4.35	\$5.80	\$1.45
7 - South Florida Avenue	\$0.58	\$1.16	\$1.74	\$2.32	\$0.58	\$0.86	\$1.72	\$2.58	\$3.44	\$0.86
5 - Harden Boulevard	\$0.58	\$1.16	\$1.74	\$2.32	\$0.58	\$0.86	\$1.72	\$2.58	\$3.44	\$0.86
4 - Waring Road	\$0.58	\$1.16	\$1.74	\$2.32	\$0.58	\$0.86	\$1.72	\$2.58	\$3.44	\$0.86
3 - Airport Road	\$0.28	\$0.56	\$0.84	\$1.12	\$0.28	\$0.58	\$1.16	\$1.74	\$2.32	\$0.58



Polk Parkway (SR 570) - Toll Rates (03/2024)



- SunPass® Toll Rate
- TOLL-BY-PLATE® Toll Rate
- Toll Plaza (All-Electronic)
- Interchange With Toll Collection
- Interchange With No Toll Collection
- Polk Parkway
- Interstate Highway
- Arterial
- Other Road
- County Boundary

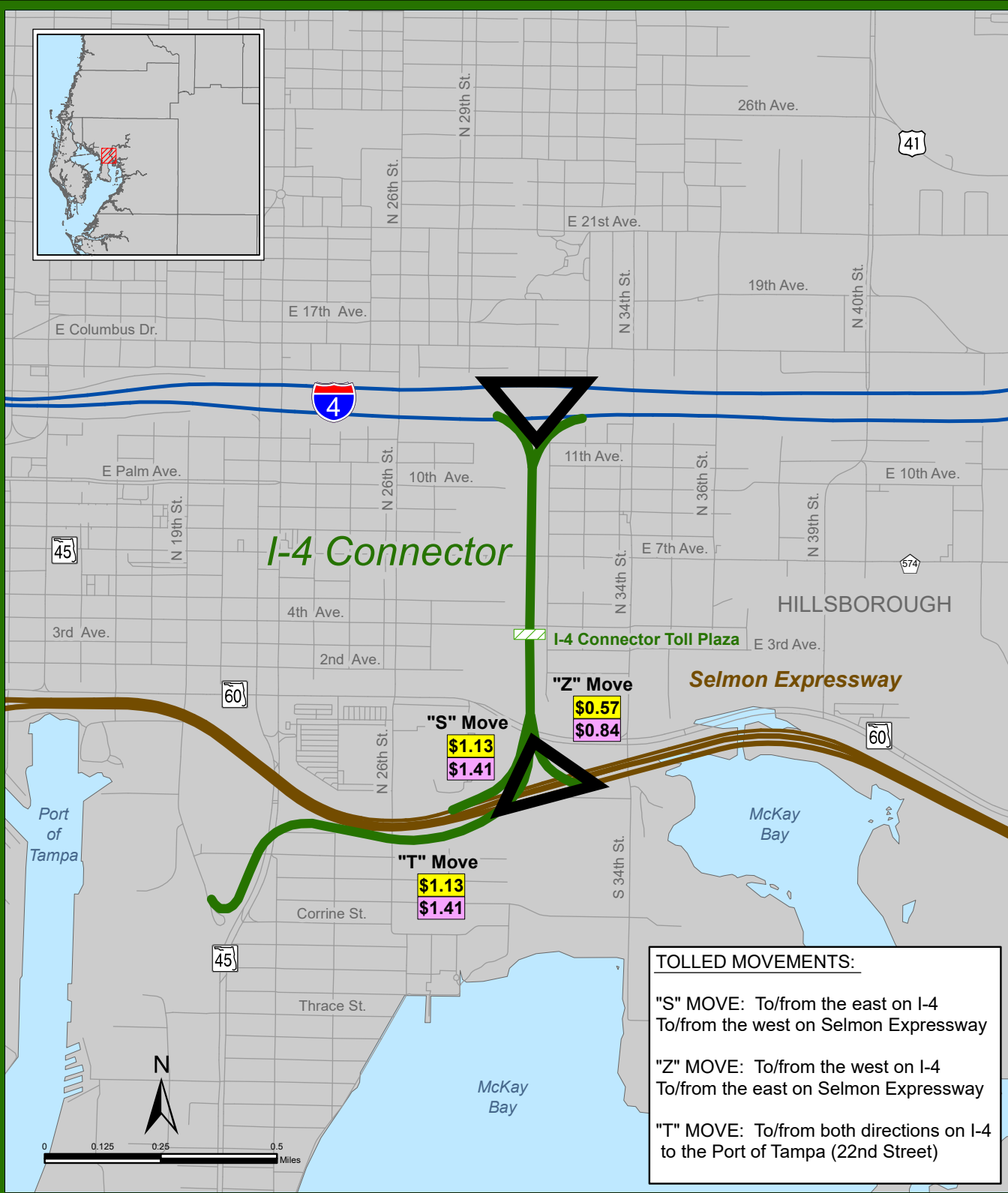
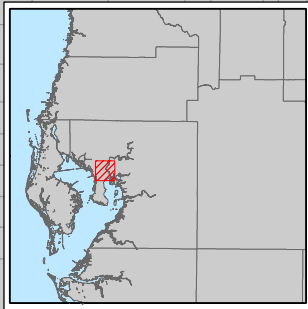


Sources: HERE 2024
Florida's Turnpike Enterprise, 2024

I-4 Connector

Hillsborough County

I-4 CONNECTOR										
Mile Post - Description	SunPass Rate					TOLL-BY-PLATE Rate				
	2 Axle	3 Axle	4 Axle	5 Axle	Add'l Axles	2 Axle	3 Axle	4 Axle	5 Axle	Add'l Axles
0.4 - MAINLINE PLAZA (S-Move)	\$1.13	\$2.26	\$3.39	\$4.52	\$1.13	\$1.41	\$2.82	\$4.23	\$5.64	\$1.41
0.4 - MAINLINE PLAZA (Z-Move)	\$0.57	\$1.14	\$1.71	\$2.28	\$0.57	\$0.84	\$1.68	\$2.52	\$3.36	\$0.84
0.4 - MAINLINE PLAZA (T-Move)	\$1.13	\$1.13	\$1.13	\$1.13	--	\$1.41	\$1.41	\$1.41	\$1.41	--



I-4 Connector - Toll Rates (07/2023)



- SunPass® Toll Rate
- I-4 Connector
- Other Toll Road
- TOLL-BY-PLATE® Toll Rate
- Interchange With No Toll Collection
- Arterial
- Interstate Highway
- Toll Plaza (All-Electronic)
- Other Road

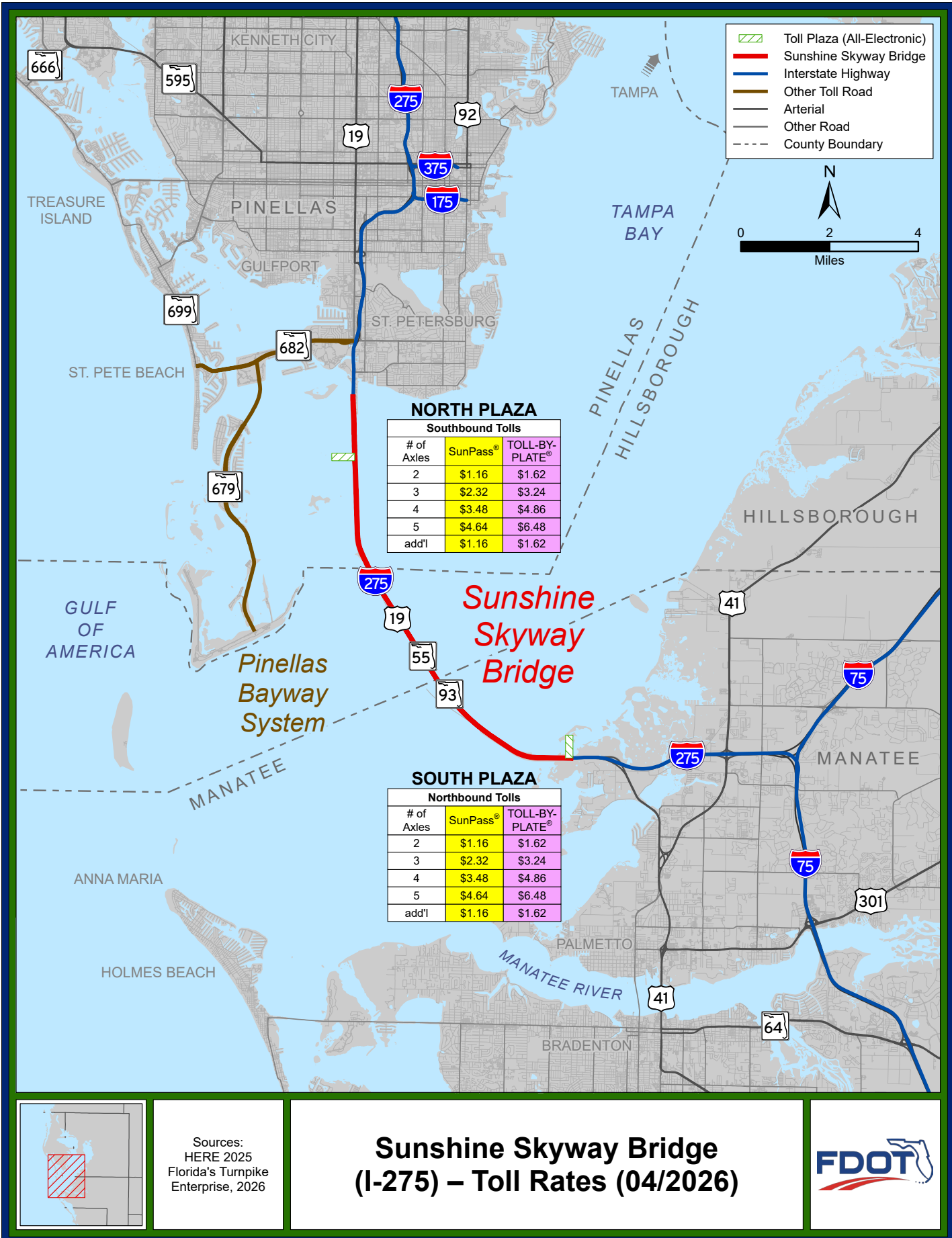


Sources: HERE 2023
 Florida's Turnpike Enterprise, 2023

Sunshine Skyway Bridge (I - 275)

Pinellas, Hillsborough, and Manatee Counties

SUNSHINE SKYWAY BRIDGE (I - 275)										
Mile Post - Description	SunPass Rate					TOLL-BY-PLATE Rate				
	2 Axle	3 Axle	4 Axle	5 Axle	Add'l Axles	2 Axle	3 Axle	4 Axle	5 Axle	Add'l Axles
15 - NORTH PLAZA	\$1.16	\$2.32	\$3.48	\$4.64	\$1.16	\$1.62	\$3.24	\$4.86	\$6.48	\$1.62
6 - SOUTH PLAZA	\$1.16	\$2.32	\$3.48	\$4.64	\$1.16	\$1.62	\$3.24	\$4.86	\$6.48	\$1.62



Sources:
HERE 2025
Florida's Turnpike
Enterprise, 2026

Sunshine Skyway Bridge (I-275) – Toll Rates (04/2026)



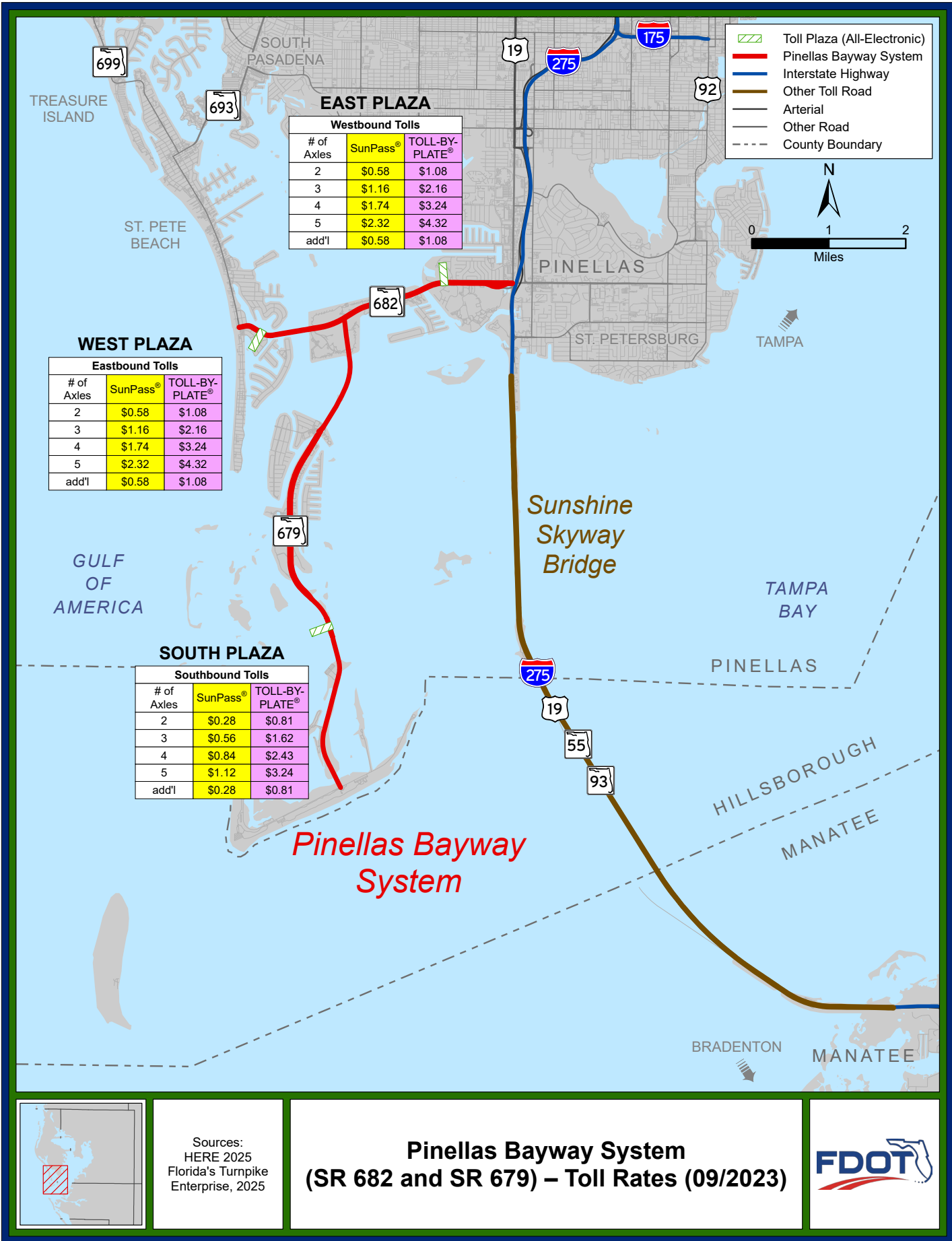
Pinellas Bayway System (SR 682 and SR 679)

Pinellas County

PINELLAS BAYWAY SYSTEM (SR 682 and SR 679)										
Mile Post - Description	SunPass Rate					TOLL-BY-PLATE Rate				
	2 Axle	3 Axle	4 Axle	5 Axle	Add'l Axles	2 Axle	3 Axle	4 Axle	5 Axle	Add'l Axles
1 - PINELLAS BAYWAY II (WEST PLAZA)	\$0.58	\$1.16	\$1.74	\$2.32	\$0.58	\$1.08	\$2.16	\$3.24	\$4.32	\$1.08
3 - PINELLAS BAYWAY I (EAST PLAZA)	\$0.58	\$1.16	\$1.74	\$2.32	\$0.58	\$1.08	\$2.16	\$3.24	\$4.32	\$1.08
6 - PINELLAS BAYWAY IV (SOUTH PLAZA)	\$0.28	\$0.56	\$0.84	\$1.12	\$0.28	\$0.81	\$1.62	\$2.43	\$3.24	\$0.81

Pinellas Bayway System offers a commuter pass transponder for \$50 annually which allows 2-axle vehicles unlimited passage through all three Pinellas Bayway toll plazas. The commuter pass transponder (a SunPass mini) must be affixed to the vehicle's windshield and is valid only for one vehicle for which the pass holder is the registered owner. All passes expire on September 30th regardless of the purchase date.

For purchase information see <https://www.sunpass.com/en/about/whereToPurchaseSunPass.shtml> or call 1-888-865-5352.



Westbound Tolls

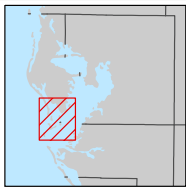
# of Axles	SunPass®	TOLL-BY-PLATE®
2	\$0.58	\$1.08
3	\$1.16	\$2.16
4	\$1.74	\$3.24
5	\$2.32	\$4.32
add'l	\$0.58	\$1.08

Eastbound Tolls

# of Axles	SunPass®	TOLL-BY-PLATE®
2	\$0.58	\$1.08
3	\$1.16	\$2.16
4	\$1.74	\$3.24
5	\$2.32	\$4.32
add'l	\$0.58	\$1.08

Southbound Tolls

# of Axles	SunPass®	TOLL-BY-PLATE®
2	\$0.28	\$0.81
3	\$0.56	\$1.62
4	\$0.84	\$2.43
5	\$1.12	\$3.24
add'l	\$0.28	\$0.81



Sources:
HERE 2025
Florida's Turnpike
Enterprise, 2025

**Pinellas Bayway System
(SR 682 and SR 679) – Toll Rates (09/2023)**



Gateway Expressway (SR 690 and SR 686A)

Pinellas County

PINELLAS BAYWAY SYSTEM (SR 690 and SR 686A)										
Mile Post - Description	SunPass Rate					TOLL-BY-PLATE Rate				
	2 Axle	3 Axle	4 Axle	5 Axle	Add'l Axles	2 Axle	3 Axle	4 Axle	5 Axle	Add'l Axles
2 - GATEWAY PLAZA	\$0.86	\$1.72	\$2.58	\$3.44	\$0.86	\$1.16	\$2.32	\$3.48	\$4.64	\$1.16
6 - Roosevelt Blvd.	\$0.28	\$0.56	\$0.84	\$1.12	\$0.28	\$0.58	\$1.16	\$1.74	\$2.32	\$0.58



SOURCE:
Florida Department
of Transportation 2024;
HERE 2024

**Gateway Expressway
(SR 690 and SR 686A) - Toll Rates (05/2024)**

