


TURNPIKE PRODUCTION & PS&E FOLDER STRUCTURE (for FTE Design Consultant)

 Design Consultant Responsibility

 FTE PM Responsibility







1 CONTRACT DOCS


2 DESIGN DOCS


3 QC DOCS


4 CFIs


5 ADDENDUMS














-  PLANS*
-  SPECS*
-  CADD FILES* (AS A ZIP FOLDER)
-  EQ REPORT* (IF APPLICABLE)
-  SUPPORTING DOCS

Spec Package, Technical Special Provisions

NOTES:
This is the folder structure to be used for the PS&E and Production Submittals. The Design Consultants are to send folders 1-3 to the FTE PM for the PS&E and Production submittals. Folders 3-5 are handled by the FTE PM.

*Make sure to follow FDOT CADD Manual 8.4 for file naming convention of contract documents

Project edit reports, Specs Workbook, KMZ FILES*, MSP Central Office Approvals



-  01-APPROVALS
-  02-VARIATIONS-EXCEPTIONS
-  03-ROADWAY
-  04-DRAINAGE
-  05-SandPM
-  06-SIGNALS
-  07-ITS
-  08-LIGHTING
-  09-LANDSCAPE
-  10-STRUCTURES
-  11-TOLLS
-  12-ARCHITECTURAL
-  13-GEOTECH

Development Specs Approvals, etc.

Typical Section Package, Pavement Design, etc.




Follow Table 111.7.1 in FDM for guidance on what files to put in the folders here.

Delete folders that don't have any files.

- Certificate of Compliance
-  Other QC documents
-  Supporting Estimates Docs

Engineers estimate, summary of pay items, etc.

All Contract File Index
Ready for upload documents

-  Addendum 1
-  Addendum 2
-  Addendum [#]

